



**BOARD OF COUNTY COMMISSIONERS  
WARREN COUNTY, OHIO**

**406 Justice Drive, Lebanon, Ohio 45036**

***www.co.warren.oh.us***

***commissioners@co.warren.oh.us***

*Telephone (513) 695-1250  
Facsimile (513) 695-2054*

***TOM GROSSMANN  
SHANNON JONES  
DAVID G. YOUNG***

**BOARD OF COUNTY COMMISSIONERS  
WARREN COUNTY, OHIO**

**MINUTES: Regular Session – November 27, 2018**

The Board met in regular session pursuant to adjournment of the November 20, 2018, meeting.

Tom Grossmann – present

Shannon Jones – present

David G. Young – present

Tina Osborne, Clerk – present

Minutes of the November 20, 2018, meeting were read and approved.

- 18-1812      A resolution was adopted to approve the promotion of Shawn Martin to the position of Water Treatment Plant Operator I within the Warren County Water and Sewer Department. Vote: Unanimous
- 18-1813      A resolution was adopted to accept resignation of Ettamarie Valdez, Alternative Response Caseworker II, within the Warren County Department of Job and Family Services, Children Services Division, effective December 5, 2018. Vote: Unanimous
- 18-1814      A resolution was adopted to authorize the posting of the “Alternative Response Caseworker I or II” position, within the department of Job and Family Services, Children Services Division, in accordance with the Warren County Personnel Policy Manual, Section 2.02 (a). Vote: Unanimous
- 18-1815      A resolution was adopted to declare official intent with respect to the reimbursement of temporary advances made for capital expenditures to be made from subsequent borrowings. Vote: Unanimous
- 18-1816      A resolution was adopted to transfer vehicle and equipment no longer being utilized by the Warren County Sheriff’s Office to the Village of Harveysburg Policy Department. Vote: Unanimous

- 18-1817 A resolution was adopted to approve and enter into a purchase and service agreement with Police Dog Services, LLC for the purchase of two (2) canines and training for the handlers for the Warren County Sheriff's Office.  
Vote: Unanimous
- 18-1818 A resolution was adopted to declare an emergency and waive competitive bidding for the replacement of the sally port dry system air compressor. Vote: Unanimous
- 18-1819 A resolution was adopted to enter into contract with Rack & Ballauer Excavating Co. Inc., for the Lower Springboro Road Water Improvement Project, Phase 2.  
Vote: Unanimous
- 18-1820 A resolution was adopted to affirm "Then and Now" requests pursuant to Ohio Revised Code 5705.41 (D) (1). Vote: Unanimous
- 18-1821 A resolution was adopted to approve various refunds. Vote: Unanimous
- 18-1822 A resolution was adopted to approve a subdivision public improvement performance and maintenance security agreement release with Soraya Farms, LLC for Soraya Farms Lifestyle Community, Section 4, situated in Clearcreek Township. Vote: Unanimous
- 18-1823 A resolution was adopted to approve a street and appurtenances (including sidewalks) bond reduction for the Drees Company, for completion of performance of construction of improvements and enter into the maintenance security for Legacy at Elliott Farms, Section 1, Block 'B' situated in Deerfield Township. Vote: Unanimous
- 18-1824 A resolution was adopted to approve a street and appurtenances (including sidewalks) bond reduction for the Drees Company, for completion of performance of construction of improvements and enter into the maintenance security for Legacy at Elliott Farms, Section 1, Block 'C' situated in Deerfield Township. Vote: Unanimous
- 18-1825 A resolution was adopted to approve a street and appurtenances (including sidewalks) bond reduction for Trails of Shaker Run Holdings, LLC for completion of performance of construction of improvements and enter into the maintenance security for trails of Shaker Run, Section Eleven situated in Turtlecreek Township. Vote: Unanimous
- 18-1826 A resolution was adopted to approve a street and appurtenances bond release for Stoneridge Development, LTD for completion of improvements in Country Brook North, Section Ten situated in Clearcreek Township. Vote: Unanimous
- 18-1827 A resolution was adopted to approve Turning Leaf Crossing in Country Brook North, Section Ten for public maintenance by Clearcreek Township.  
Vote: Unanimous

- 18-1828 A resolution was adopted to approve a street and appurtenances bond release for Stoneridge Development, LTD for completion of improvements in Country Brook North, Section Eleven situated in Clearcreek Township. Vote: Unanimous
- 18-1829 A resolution was adopted to approve Turning Leaf Crossing in Country Brook North, Section Eleven for public maintenance by Clearcreek Township. Vote: Unanimous
- 18-1830 A resolution was adopted to approve a street and appurtenances bond release for Orchard Meadows, LLC for completion of improvements in Orchard Meadows situated in Clearcreek Township. Vote: Unanimous
- 18-1831 A resolution was adopted to approve Spring Blossom Drive and Blossom Drive in Orchard Meadows for public maintenance by Clearcreek Township. Vote: Unanimous
- 18-1832 A resolution was adopted to approve a street and appurtenances bond release for Walnut Meadows Development, LLC for completion of improvements in Walnut Meadows situated in Deerfield Township. Vote: Unanimous
- 18-1833 A resolution was adopted to approve Walnut Meadows Drive in Walnut Meadows for public maintenance by Deerfield Township. Vote: Unanimous
- 18-1834 A resolution was adopted to accept an amended certificate and approve a supplemental appropriation into Water Fund No. 583. Vote: Unanimous
- 18-1835 A resolution was adopted to approve operational transfer from Commissioners Fund #101-1112 into Child Support Enforcement Agency Fund #263. Vote: Unanimous
- 18-1836 A resolution was adopted to approve a supplemental appropriation into County Commissioners Fund #101-1110. Vote: Unanimous
- 18-1837 A resolution was adopted to approve supplemental appropriation into Clerk of Courts 101-1260. Vote: Unanimous
- 18-1838 A resolution was adopted to approve appropriation adjustment from Commissioners General Fund #101-1110 into Board of Elections Fund #101-1300. Vote: Unanimous
- 18-1839 A resolution was adopted to approve appropriation adjustment from Commissioners General Fund #101-1110 into Common Pleas Court Fund #101-1223. Vote: Unanimous
- 18-1840 A resolution was adopted to approve appropriation adjustment from Common Pleas Court Fund #101-1223 into #101-1221. Vote: Unanimous

- 18-1841 A resolution was adopted to approve appropriation adjustments within Juvenile Court Fund #101-1240 and Juvenile Detention Fund #101-2600 and Juvenile Court Fund #223. Vote: Unanimous
- 18-1842 A resolution was adopted to approve appropriation adjustment within County Court Fund #101-1280. Vote: Unanimous
- 18-1843 A resolution was adopted to approve appropriation adjustment within Coroner's Fund #101-2100. Vote: Unanimous
- 18-1844 A resolution was adopted to approve appropriation adjustment within Telecommunications Department Fund #101-2810. Vote: Unanimous
- 18-1845 A resolution was adopted to approve appropriation adjustments within Veterans Fund #101-5210. Vote: Unanimous
- 18-1846 A resolution was adopted to approve appropriation adjustments within Engineer's Office Fund #202. Vote: Unanimous
- 18-1847 A resolution was adopted to approve appropriation adjustment within Developmental Disabilities Fund #205. Vote: Unanimous
- 18-1848 A resolution was adopted to approve appropriation adjustments within Children Services #273. Vote: Unanimous
- 18-1849 A resolution was adopted to approve appropriation adjustment within Sheriff's Office Fund #292. Vote: Unanimous
- 18-1850 A resolution was adopted to enter into Investment Management Agreement with Meeder Investment Management on behalf of Warren County Treasurer. Vote: Unanimous
- 18-1851 A resolution was adopted to approve and authorize County Treasurer to complete and submit a custody account application with US Bank on behalf of Warren County. Vote: Unanimous
- 18-1852 A resolution was adopted to authorize the execution and delivery of a cooperative agreement among the Warren County Port Authority, City of Franklin, Ohio, City of Germantown, Ohio, Village of Carlisle, Ohio, Board of County Commissioners of Warren County, Ohio, the Franklin Regional Wastewater Treatment Corporation and the Huntington National Bank; and authorizing the appropriation of funds for payment of project costs, debt service, establishment of one or more reserve funds and payment of cost of issuance, as necessary, with respect to not exceed \$11,930,000 of Port Authority Wastewater Revenue Bonds to be issued to pay costs of Regional Wastewater Treatment Facilities. Vote: Unanimous

- 18-1853 A resolution was adopted to authorize Tiffany Zindel, County Administrator, to sign quote by HCC for Stop Loss Coverage relative to the Healthcare Plan effective January 1, 2019. Vote: Unanimous
- 18-1854 A resolution was adopted to amend Resolution #90-502 to acknowledge funds receiving distribution of undivided interest earnings of the Warren County Treasurer's pooled treasury investment earnings. Vote: Unanimous
- 18-1855 A resolution was adopted to amend Section 6.10: Leave Donation of the Warren County Personnel Policy Manual. Vote: Unanimous

#### DISCUSSIONS

On motion, upon unanimous call of the roll, the Board accepted and approved the consent agenda.

---

Barney Wright, Warren County Treasurer, was present along with James Spaeth, Clerk of Courts, for a meeting of the Warren County Investment Advisory Board.

Mr. Wright presented the attached report providing an update on investments as of September 30, 2018.

Mr. Wright discussed his desire to move from the use of brokerage firms to US Bank as the custodian. He then discussed his desire to hire Meeder Investments to manage our portfolio.

Upon discussion the Board resolved (Resolution #18-1850) to enter into Investment Management Agreement with Meeder Investment Management on behalf of the Warren County Treasurer and (Resolution #18-1851) to approve and authorize County Treasurer to complete and submit a custody account application with US Bank on behalf of Warren County.

---

Martin Russell, Deputy County Administrator, was present along with Andy Brossart, Bradley Payne LLC, to discuss the Franklin Regional Wastewater Treatment Plant Construction upgrade financing.

Mr. Russell stated that the concern relative to liability of the debt has been removed from the agreement. He stated that partners will no longer be required to "step up" in the event of default.

Mr. Brossart discussed the ability for the individual community to finance their portion of the construction through individual financing. He explained that this financing mechanism would increase costs.

There was discussion relative to Warren County running the plant.

Chris Brausch, Sanitary Engineer, stated that ideally Warren County operating the plant would be the least expensive option. He stated that when the contract expired three years ago, we were not in a position to do so but can plan for that to happen in seven years when the current contract with the operator expires.

There was discussion relative to the need for amendments to the Intergovernmental Agreement.

Upon further discussion, the Board resolved (Resolution #18-1852) to authorize the execution and delivery of a cooperative agreement among the Warren County Port Authority, City of Franklin, Ohio, City of Germantown, Ohio, Village of Carlisle, Ohio, Board of County Commissioners of Warren County, Ohio, the Franklin Regional Wastewater Treatment Corporation and the Huntington National Bank; and authorizing the appropriation of funds for payment of project costs, debt service, establishment of one or more reserve funds and payment of cost of issuance, as necessary, with respect to not exceed \$11,930,000 of Port Authority Wastewater Revenue Bonds to be issued to pay costs of Regional Wastewater Treatment Facilities.

---

Tammy Whitaker, Benefits Administrator, was present along with Steve Ashe, Horan Associates, for an update on the final rates for Stop-Loss insurance.

Mr. Ashe presented the final rate stating that the originally quoted 38% increase is now down to 12% or an approximate \$29,000. He then stated his recommendation to increase the aggregate specification by \$50,000 which saved Warren County \$48,000.

Upon further discussion, the Board resolved (Resolution #18-1853) to authorize Tiffany Zindel, County Administrator, to sign quote by HCC for Stop Loss Coverage relative to the Healthcare Plan effective January 1, 2019.

---


On motion, upon unanimous call of the roll, the Board entered into executive session at 9:40 a.m. to discuss pending litigation relative to Children Services pursuant to Ohio Revised Code Section 121.22 (G)(3) and exited at 10:30 a.m.

---

The Board entered into a work session in the Commissioners' Conference Room to discuss the 2019 budget.

---

Upon motion the meeting was adjourned.




---

Tom Grossmann, President

---

David G. Young



---

Shannon Jones

I hereby certify that the foregoing is a true and correct copy of the minutes of the meeting of the Board of County Commissioners held on November 27, 2018, in compliance with Section 121.22 O.R.C.



---

Tina Osborne, Clerk  
Board of County Commissioners  
Warren County, Ohio

## ASSET SUMMARY



### WARREN COUNTY INVESTMENT ADVISORY BOARD

BARNEY WRIGHT, Treasurer  
 SHANNON JONES, Commissioner TOM GROSSMANN, Commissioner DAVID YOUNG, Commissioner  
 JAMES SPAETH, Clerk of Courts

Report date as of 9/30/2018

	COST	DURATION	YIELD / YTM	PAR VALUE	MARKET VALUE	Average Weighted Maturity				PORTFOLIO WEIGHT
<b>TOTAL AGENCY SECURITIES</b>	\$ 124,180,577	2.050	2.003	\$ 124,213,000	\$ 121,345,380	Years	2.994	Days	1092.764	<b>44.75%</b>
PRIOR QUARTER	\$ 123,180,577	2.280	1.983	\$ 123,213	\$ 120,617,231					

	COST		YIELD / YTM	PAR VALUE	MARKET VALUE	Average Weighted Maturity				PORTFOLIO WEIGHT
<b>TOTAL CORPORATE BONDS / COMMERCIAL PAPER</b>	\$ 25,632,607		2.393	\$ 25,875,000	\$ 25,690,664	Years	0.444	Days	162.072	<b>9.32%</b>
PRIOR QUARTER	\$ 21,795,109		2.316	\$ 22,000,000	\$ 21,825,680					

	COST		YIELD / YTM	PAR VALUE	MARKET VALUE	Average Weighted Maturity				PORTFOLIO WEIGHT
<b>TOTAL LCNB BROKERED CD's</b>	\$ 15,546,167		1.474	\$ 15,550,127	\$ 15,193,818	Years	1.950	Days	711.790	<b>5.60%</b>
PRIOR QUARTER	\$ 17,494,464		1.455	\$ 17,499,000	\$ 17,109,579					

	COST		YIELD / YTM	PAR VALUE	MARKET VALUE	Average Weighted Maturity				PORTFOLIO WEIGHT
<b>TOTAL LAM HOLDINGS</b>	\$ 77,109,085		1.720	\$ 77,239,819	\$ 76,047,950	Years	1.822	Days	665.128	<b>27.83%</b>
PRIOR QUARTER	\$ 76,380,507		1.674	\$ 76,492,416	\$ 75,270,383					

	COST		YIELD / YTM	PAR VALUE	MARKET VALUE	Average Weighted Maturity				PORTFOLIO WEIGHT
<b>TOTAL BANK CD's</b>	\$ 7,000,000		1.657	\$ 7,000,000	\$ 7,000,000	Years	0.955	Days	348.571	<b>2.52%</b>
PRIOR QUARTER	\$ 7,000,000		1.526	\$ 7,000,000	\$ 7,000,000					

	COST		YIELD / YTM	PAR VALUE	MARKET VALUE	Average Weighted Maturity				PORTFOLIO WEIGHT
<b>TOTAL STAR OHIO / STAR PLUS</b>	\$ 17,568,788		2.150	\$ 17,568,788	\$ 17,568,788	Years	0.003	Days	1.000	<b>6.33%</b>
PRIOR QUARTER	\$ 54,211,325		1.990	\$ 54,211,325	\$ 54,211,325					

	COST		YIELD / YTM	PAR VALUE	MARKET VALUE	Average Weighted Maturity				PORTFOLIO WEIGHT
<b>TOTAL Various Purpose Special Assessment GO/REV Bonds</b>	\$ 5,117,191		4.236	\$ 5,117,191	\$ 5,092,191	Years	11.407	Days	4163.7	<b>1.84%</b>
PRIOR QUARTER	\$ 3,764,273		4.910	\$ 3,764,273	\$ 3,764,273					

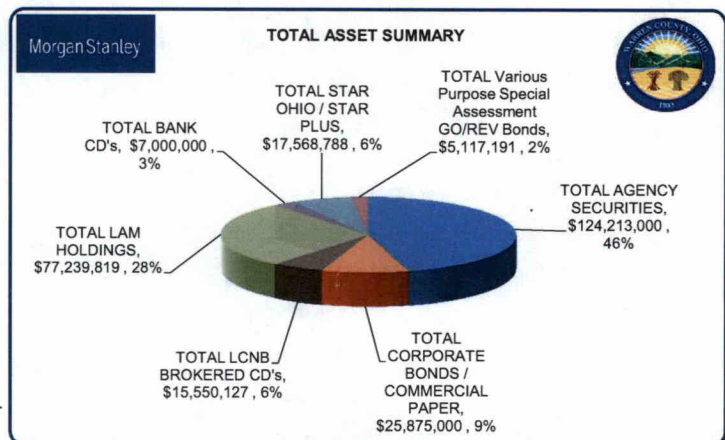
	COST		YIELD / YTM	PAR VALUE	MARKET VALUE	Average Weighted Maturity				PORTFOLIO WEIGHT
<b>TOTAL ACCOUNTS AS OF 9/30/2018</b>	\$ 272,154,415		1.937	\$ 272,563,926	\$ 267,938,791	Years	2.191	Days	799.607	<b>98%</b>
PRIOR QUARTER 06/30/2018	\$ 303,826,255		1.926	\$ 304,180,014	\$ 299,798,472					
YEAR END VALUE AS OF 12/31/2017	\$ 235,269,444		1.723	\$ 235,289,664	\$ 232,891,210					

TOTAL YEAR TO DATE	TOTAL
INTEREST FROM ALL SOURCES ADDED TO THE GENERAL FUND	<b>\$3,098,552</b>
YEAR END VALUE AS OF 12/31/2017	<b>\$2,775,145</b>
YEAR END VALUE AS OF 12/31/2016	<b>\$2,028,925</b>

PLEASE FIND ATTACHED THE MONTHLY INVENTORY REPORT OF INVESTMENT OBLIGATIONS AND SECURITIES FOR THE PERIOD ENDING 9/30/2018 . ALSO ATTACHED IS THE QUARTERLY PORTFOLIO REPORT OF TRANSACTIONS / ACTIVITIES.

RESPECTFULLY SUBMITTED:

BARNEY WRIGHT  
 WARREN COUNTY TREASURER



The information and data contained in this report are from sources considered reliable, but their accuracy and completeness is not guaranteed. This report has been prepared for illustrative purposes only and is not intended to be used as a substitute for monthly transaction statements you receive on a regular basis from Morgan Stanley Smith Barney LLC. Please compare the data on this document carefully with your monthly statements to verify its accuracy. The Company strongly encourages you to consult with your own accountants or other advisors with respect to any tax questions.



# WARREN COUNTY

Morgan Stanley

## AGENCY SECURITIES

ID	Description	Purchase date	COST	Coupon	Yield/YTM	PAR VALUE	MARKET VALUE	Maturity Date	Settlement Date	Days to Mat	Agency Port Wt	Agency WDMT	Total Port Wt
1 3133EFWX1	FFCB	1/29/2016	\$ 1,000,000	1.2700	1.2680	\$ 1,000,000	\$ 995,740.00	1/28/2019	2019	120	0.008050687	0.966082246	0.0036028
2 3134GBV93	FHLMC	6/28/2016	\$ 1,000,000	1.5000	1.3100	\$ 1,000,000	\$ 992,360.00	6/28/2019	2019	271	0.008050687	2.18173621	0.0036028
3 3134GAU28	FHLMC	1/31/2017	\$ 1,000,000	1.5000	1.5000	\$ 1,000,000	\$ 991,160.00	7/26/2019	2019	299	0.008050687	2.40715545	0.0036028
4 3130ADU43	FHBL	12/14/2017	\$ 2,000,000	1.9000	1.9970	\$ 2,000,000	\$ 1,979,220.00	12/19/2019	2019	445	0.016101374	7.16511154	0.0072055
5 3130AAE11	FHBL	1/27/2017	\$ 2,000,000	1.6500	1.6500	\$ 2,000,000	\$ 1,964,380.00	4/30/2020	2020	578	0.016101374	9.30659432	0.0072055
6 3130AV24	FHBL	11/22/2016	\$ 1,000,000	1.3750	1.5300	\$ 1,000,000	\$ 986,190.00	5/22/2020	2020	600	0.008050687	4.83041228	0.0036028
7 3133EJDY2	FFCB	2/27/2018	\$ 3,000,000	2.4700	2.4700	\$ 3,000,000	\$ 2,971,230.00	9/1/2020	2020	702	0.024152061	16.9547471	0.0108083
8 3130A6M7H	FHBL	10/29/2015	\$ 1,000,000	1.7200	1.7200	\$ 1,000,000	\$ 978,930.00	10/28/2020	2020	759	0.008050687	6.11047153	0.0036028
9 3133EHC6	FFCB	3/3/2017	\$ 998,000	1.8300	1.9360	\$ 1,000,000	\$ 979,930.00	12/2/2020	2020	794	0.008050687	6.39224558	0.0036028
10 3133EHC6	FFCB	3/3/2017	\$ 997,544	1.8300	1.9990	\$ 1,000,000	\$ 984,840.00	12/2/2020	2020	794	0.008050687	6.39224558	0.0036028
11 3134ACU16	FHBL	12/12/2017	\$ 1,997,500	2.0000	2.1150	\$ 2,000,000	\$ 1,960,060.00	12/14/2020	2020	806	0.016101374	12.9777076	0.0072055
12 3134GA7C2	FHLMC	STEP	\$ 998,604	2.2500	2.0330	\$ 1,000,000	\$ 984,840.00	2/26/2021	2021	880	0.008050687	7.08460467	0.0036028
13 3134GA7C2	FHLMC	STEP	\$ 3,024,017	2.2500	1.9750	\$ 1,000,000	\$ 984,840.00	2/26/2021	2021	880	0.008050687	7.08460467	0.0036028
14 3136GZ2Q3	F1FNMA	STEP	\$ 2,000,000	2.0000	2.0730	\$ 2,000,000	\$ 1,988,220.00	2/26/2021	2021	880	0.016101374	14.1892093	0.0072055
15 3130A7RL1	FHBL	4/11/2016	\$ 2,000,000	1.6250	1.6250	\$ 2,000,000	\$ 1,938,300.00	4/19/2021	2021	940	0.016101374	15.1352918	0.0072055
16 3134G9EE3	FHLMC	4/21/2016	\$ 2,000,000	1.5000	1.5000	\$ 2,000,000	\$ 1,931,120.00	4/27/2021	2021	948	0.008050687	7.78306514	0.0036028
17 3130A83A9	FHBL	STEP	\$ 1,000,000	1.2500	2.0180	\$ 1,000,000	\$ 990,750.00	5/25/2021	2021	968	0.008050687	7.78306514	0.0036028
18 3134G9KX4	FHLMC	STEP	\$ 1,000,000	1.2500	2.0910	\$ 1,000,000	\$ 979,030.00	5/25/2021	2021	968	0.008050687	7.78306514	0.0036028
19 3130A8J20	FHBL	6/14/2016	\$ 1,000,000	1.6500	1.6500	\$ 1,000,000	\$ 967,490.00	6/28/2021	2021	1002	0.008050687	8.0667885	0.0036028
20 3134G9QA8	FHLMC	5/23/2016	\$ 3,000,000	1.8000	1.8000	\$ 3,000,000	\$ 2,915,070.00	6/30/2021	2021	1004	0.024152061	24.248696	0.0108083
21 3134G9G7	FHLMC	6/22/2016	\$ 2,847,863	1.5000	2.0360	\$ 2,850,000	\$ 2,801,692.50	6/30/2021	2021	1004	0.022944458	23.0362361	0.0102879
22 3134G9E86	FHLMC	STEP	\$ 3,193,000	1.5000	1.7770	\$ 3,193,000	\$ 3,133,099.32	7/19/2021	2021	1023	0.025705844	26.2970784	0.0115037
23 3136G3U24	FNMA	7/27/2016	\$ 794,762	1.5500	1.5560	\$ 795,000	\$ 764,185.80	7/27/2021	2021	1031	0.006400296	6.59870545	0.0028642
24 3136G3ZP3	F1FNMA	STEP	\$ 998,750	2.0000	2.1100	\$ 1,000,000	\$ 985,620.00	7/28/2021	2021	1032	0.008050687	8.30830911	0.0036028
25 3134G9U70	FHLMC	8/16/2016	\$ 999,800	1.6000	1.6040	\$ 1,000,000	\$ 986,810.00	8/16/2021	2021	1051	0.008050687	8.46127217	0.0036028
26 3134G94H7	FHLMC	STEP	\$ 2,000,000	2.0000	1.7960	\$ 2,000,000	\$ 1,939,620.00	8/17/2021	2021	1052	0.016101374	16.938467	0.0072055
27 3134G9Y88	FHLMC	STEP	\$ 999,800	1.5000	1.8840	\$ 1,000,000	\$ 974,620.00	8/17/2021	2021	1052	0.008050687	8.46932286	0.0036028
28 3130A8V65	FHBL	STEP	\$ 2,000,000	1.5000	1.9249	\$ 2,000,000	\$ 1,970,040.00	8/24/2021	2021	1059	0.016101374	17.0513553	0.0072055
29 3134GAGC2	FHLMC	9/13/2016	\$ 2,000,000	1.5000	1.7850	\$ 2,000,000	\$ 1,946,760.00	9/13/2021	2021	1079	0.016101374	17.3733828	0.0072055
30 3130A8Y62	FHBL	STEP	\$ 1,250,000	1.7500	2.0980	\$ 1,250,000	\$ 1,235,850.00	9/15/2021	2021	1081	0.010063359	10.877491	0.0040530
31 3130ACGX8	FHBL	9/28/2017	\$ 5,000,000	2.0000	2.0000	\$ 5,000,000	\$ 4,854,150.00	9/27/2021	2021	1093	0.040253436	43.9970051	0.0180139
32 3134GAMU5	FHLMC	STEP	\$ 1,001,533	1.5000	1.9661	\$ 1,000,000	\$ 983,980.00	9/29/2021	2021	1095	0.008050687	8.8155024	0.0036028
33 3130A8PC4	FHBL	9/29/2016	\$ 2,000,000	2.0000	1.7920	\$ 2,000,000	\$ 1,954,120.00	9/29/2021	2021	1095	0.016101374	17.6310048	0.0072055
34 3130A8DA6	FHBL	STEP	\$ 3,000,000	1.3500	1.8260	\$ 3,000,000	\$ 2,913,090.00	9/30/2021	2021	1096	0.024152061	26.4706593	0.0108083
35 3130A8D11	FHBL	9/30/2016	\$ 1,000,000	1.3500	1.8270	\$ 1,000,000	\$ 971,290.00	9/30/2021	2021	1096	0.008050687	8.82355309	0.0036028
36 3134GAJ9	FHLMC	STEP	\$ 2,500,000	1.2500	1.8800	\$ 2,500,000	\$ 2,436,975.00	9/30/2021	2021	1096	0.020126718	22.058827	0.0090669
37 3134GAET7	FHLMC	9/30/2016	\$ 1,100,000	1.5000	1.7170	\$ 1,100,000	\$ 964,970.00	9/30/2021	2021	1096	0.008855756	9.7059084	0.0039631
38 3134GAET7	FHLMC	STEP	\$ 1,000,000	1.5000	1.7170	\$ 1,000,000	\$ 1,061,467.00	9/30/2021	2021	1096	0.008050687	8.82355309	0.0036028
39 3134GAQR8	FHLMC	STEP	\$ 3,000,000	1.0500	1.7491	\$ 3,000,000	\$ 2,917,830.00	10/21/2021	2021	1117	0.024152061	26.9778526	0.0108083
40 3134GAQV9	FHLMC	STEP	\$ 1,000,000	1.4000	1.8567	\$ 1,000,000	\$ 958,980.00	10/27/2021	2021	1123	0.008050687	9.04092164	0.0036028
41 3134GASF2	FHLMC	STEP	\$ 1,000,000	1.5000	1.7174	\$ 1,000,000	\$ 2,273,389.00	10/28/2021	2021	1124	0.01651658	20.8126364	0.0082864
42 3130ARRR4	FHBL	STEP	\$ 1,121,216	1.2500	2.1091	\$ 2,300,000	\$ 2,273,389.00	10/28/2021	2021	1124	0.024152061	27.146917	0.0108083
43 3136G4EY1	FNMA	10/12/2016	\$ 3,000,000	1.6250	1.6250	\$ 3,000,000	\$ 2,855,790.00	10/28/2021	2021	1131	0.016101374	18.3076504	0.0072055
44 3130A9V0	FHBL	STEP	\$ 2,000,000	1.5000	1.9968	\$ 2,000,000	\$ 1,961,440.00	11/4/2021	2021	1137	0.016101374	18.3076504	0.0072055
45 3134GAT80	FHLMC	STEP	\$ 2,000,000	1.5500	1.7478	\$ 2,000,000	\$ 1,923,960.00	11/10/2021	2021	1137	0.016101374	18.3076504	0.0072055
46 3130A9VY4	FHBL	STEP	\$ 2,000,000	1.6500	1.6500	\$ 2,000,000	\$ 1,924,800.00	11/23/2021	2021	1150	0.016101374	18.5165804	0.0072055
47 3130A9X30	FHBL	STEP	\$ 2,000,000	1.2500	1.7850	\$ 2,000,000	\$ 1,955,860.00	11/23/2021	2021	1150	0.016101374	18.5165804	0.0072055
48 3130A9Y21	FHBL	STEP	\$ 1,999,500	1.5000	1.8863	\$ 2,000,000	\$ 1,945,180.00	11/28/2021	2021	1153	0.016101374	18.564845	0.0072055
49 3130A9ZF1	FHBL	STEP	\$ 1,000,000	1.2500	2.0227	\$ 1,000,000	\$ 970,450.00	11/28/2021	2021	1153	0.008050687	9.28244226	0.0036028
50 3134GAYX6	FHLMC	11/14/2016	\$ 3,000,000	1.8750	1.8750	\$ 3,000,000	\$ 2,888,190.00	11/28/2021	2021	1153	0.024152061	27.8473268	0.0108083
51 3130A9ZH7	FHBL	STEP	\$ 2,000,000	1.2500	1.7337	\$ 2,000,000	\$ 1,958,000.00	11/30/2021	2021	1157	0.016101374	18.62929	0.0072055
52 3134GAUA0	FHLMC	STEP	\$ 1,000,000	1.5000	1.7174	\$ 1,000,000	\$ 961,200.00	11/30/2021	2021	1157	0.008050687	9.314645	0.0036028
53 3133EHXM0	FFCB	9/22/2017	\$ 2,495,019	1.9300	1.9797	\$ 2,500,000	\$ 2,423,450.00	12/6/2021	2021	1163	0.020126718	23.4073726	0.0090669
54 3130AAJ35	FHBL	STEP	\$ 1,000,000	1.5000	2.3185	\$ 1,000,000	\$ 994,490.00	12/14/2021	2021	1171	0.008050687	9.42735428	0.0036028
55 3134GAJ54	FHLMC	STEP	\$ 2,998,500	1.6250	2.6190	\$ 3,000,000	\$ 2,944,050.00	1/27/2022	2022	1219	0.024152061	29.3447546	0.0108083
56 3134GA6S8	FHLMC	STEP	\$ 1,995,000	1.7500	2.6350	\$ 2,000,000	\$ 1,999,100.00	3/22/2022	2022	1265	0.016101374	20.4326439	0.0072055
57 3133EHC7	FFCB	11/9/2017	\$ 1,996,000	2.2000	2.3720	\$ 2,000,000	\$ 1,940,800.00	5/16/2022	2022	1324	0.016101374	21.3182195	0.0072055
58 3134GBWU2	FHLMC	STEP	\$ 1,000,000	2.5000	2.3680	\$ 1,000,000	\$ 1,000,280.00	7/18/2022	2022	1387	0.008050687	11.166303	0.0036028
59 3134GBV6	FHLMC	STEP	\$ 1,000,000	2.0000	2.2400	\$ 1,000,000	\$ 974,270.00	7/19/2022	2022	1388	0.008050687	11.174337	0.0036028
60 3130A9QD1	FHBL	STEP	\$ 1,000,000	1.5000	2.5380	\$ 1,000,000	\$ 990,450.00	7/26/2022	2022	1395	0.008050687	11.237085	0.0036028
61 3130A9BP6	FHBL	STEP	\$ 1,999,000	1.5000	2.6060	\$ 2,000,000	\$ 1,951,320.00	7/26/2022	2022	1395	0.016101374	22.461471	0.0072055
62 3134GBWS7	FHLMC	STEP	\$ 5,000,000	2.0500	2.2220	\$ 5,000,000	\$ 4,853,000.00	7/27/2022	2022	1396	0.040253436	56.1937961	0.0180139
63 3134GBM82	FHLMC	STEP	\$ 2,500,000	2.0000	2.2403	\$ 2,500,000	\$ 2,437,375.00	9/29/2022	2022	1460	0.020126718	29.385008	0.0090669
64 3130ACFU3	FHBL	STEP	\$ 1,225,000	1.6250	2.2534	\$ 1,225,000	\$ 1,202,766.25	10/13/2022	2022	1473	0.00862092	14.5268611	0.0044134
65 3134GBM41	FHLMC	STEP	\$ 5,000,000	1.7500	2.2375	\$ 5,000,000	\$ 4,903,050.00	10/13/2022	2022	1474	0.040253436	59.3335641	0.0180139
66 3134GSP85	FHLMC	STEP	\$ 2,000,000	2.5000	3.2615	\$ 2,000,000	\$ 1,994,580.00	6/28/2022	2022	1367	0.016101374	22.0105786	0.0072055</

LCNB BROKED CD'S

ID	Description	Original COST	Coupon	Yield	PAR VALUE	MARKET VALUE	Maturity Date	Settlement Date	Days to Mat	CD Port Wt	CD WDTM
1	LCNB CD LAM milestone MMKT	34,127.42	1.9900	1.9900	\$ 34,127.42	\$ 34,127.42	10/1/2018	2018	1	0.002194671	0.00219467
2	TCF National Bank	245,000	1.0000	1.0000	\$ 245,000	\$ 244,730.26	11/8/2018	2018	40	0.015755498	0.63021992
3	Investors Bank	245,000	1.3500	1.3500	\$ 245,000	\$ 244,613.88	12/17/2018	2018	78	0.015755498	1.22892884
4	38148J5X5 Goldman Sachs	245,000	1.6500	1.6500	\$ 245,000	\$ 244,815.03	1/22/2019	2019	114	0.015755498	1.79612676
5	9498GRE23 Wells Fargo	245,000	1.5000	1.5000	\$ 245,000	\$ 244,819.68	1/22/2019	2019	78	0.015755498	1.79612676
6	319461AP4 First Choice Bank	245,000	1.1500	1.1500	\$ 245,000	\$ 243,984.72	2/26/2019	2019	114	0.015755498	1.79612676
7	94768NKK9 Webster Bank	245,000	1.1500	1.1500	\$ 245,000	\$ 244,351.98	2/26/2019	2019	149	0.015755498	2.34756919
8	Northern Bank & Trust	245,000	1.2000	1.2000	\$ 245,000	\$ 243,835.52	3/1/2019	2019	152	0.015755498	2.34838668
9	940637HE4 Washing TR Co	146,812	1.3500	1.4385	\$ 147,000	\$ 146,732.75	3/4/2019	2019	155	0.009453299	1.48528131
10	02006LY01 Ally Bank	245,000	1.3000	1.3000	\$ 245,000	\$ 244,227.03	3/11/2019	2019	162	0.015755498	2.55239066
11	48125YE75 JP Morgan	245,000	1.0000	1.0000	\$ 245,000	\$ 245,049.98	3/18/2019	2019	169	0.015755498	2.86287915
12	060243ED0 Bangor Savings Bank	245,000	1.0000	1.0000	\$ 245,000	\$ 244,093.75	3/18/2019	2019	169	0.015755498	2.86287915
13	46355PBU57 Iroquois Federal Savings & Loan	245,000	1.2000	1.2000	\$ 245,000	\$ 244,096.20	3/25/2019	2019	176	0.015755498	2.77296783
14	Crossfirst Bank	245,000	1.0500	1.0500	\$ 245,000	\$ 243,309.26	4/29/2019	2019	211	0.015755498	3.32441006
15	First Business Bank	245,000	1.0500	1.0500	\$ 245,000	\$ 243,315.87	4/29/2019	2019	211	0.015755498	3.32441006
16	Israel Disc Bank	245,000	1.2000	1.2000	\$ 245,000	\$ 243,724.78	5/6/2019	2019	218	0.015755498	3.43469854
17	Grand Riv Bk Grandville	245,000	1.6000	1.6000	\$ 245,000	\$ 243,419.02	7/29/2019	2019	302	0.015755498	4.58160317
18	First Farmers Bank & Trust	245,000	1.1500	1.1500	\$ 245,000	\$ 241,914.47	9/30/2019	2019	338	0.015755498	5.32535829
19	Barclays Bank	245,000	1.7000	1.7000	\$ 245,000	\$ 243,114.73	9/20/2019	2019	355	0.015755498	5.59321076
20	Bankwest Inc	245,000	1.1000	1.1000	\$ 245,000	\$ 241,198.58	10/29/2019	2019	394	0.015755498	6.20786617
21	Community Bank	245,000	1.2000	1.2000	\$ 245,000	\$ 241,292.66	11/13/2019	2019	409	0.015755498	6.44399864
22	Morgan Stanley	245,000	1.9000	1.9000	\$ 245,000	\$ 243,053.97	12/2/2019	2019	428	0.015755498	6.7433531
23	Morgan Stanley	245,000	1.8500	1.8500	\$ 245,000	\$ 242,912.60	12/2/2019	2019	428	0.015755498	6.7433531
24	Signature Bank	245,000	1.1000	1.1000	\$ 245,000	\$ 240,626.51	12/30/2019	2019	456	0.015755498	7.18450705
25	Marlin Business Bank	245,000	1.1000	1.1000	\$ 245,000	\$ 244,519.93	11/17/2020	2020	474	0.015755498	7.46810601
26	Citizens Bank & Trust	245,000	0.8500	0.8500	\$ 245,000	\$ 241,305.16	1/27/2020	2020	484	0.015755498	7.62560699
27	966594AW3 Whitney Bank	194,939	1.7000	1.7128	\$ 195,000	\$ 192,591.36	1/27/2020	2020	484	0.01254009	6.06940364
28	Amer Express Fed Svg Bk	245,000	1.9000	1.9000	\$ 245,000	\$ 242,002.18	3/12/2020	2020	529	0.015755498	8.33465839
29	Fidelity Co-Op	245,000	0.9500	0.9500	\$ 245,000	\$ 240,727.45	5/11/2020	2020	589	0.015755498	9.27998827
30	MB Financial Bank	245,000	1.3000	1.3000	\$ 245,000	\$ 240,349.41	5/11/2020	2020	589	0.015755498	9.27998827
31	Investors Commercial Bank	245,000	1.2500	1.2500	\$ 245,000	\$ 237,389.08	9/14/2020	2020	715	0.015755498	11.265181
32	Luana Savings Bank	245,000	1.2000	1.2000	\$ 245,000	\$ 237,386.87	9/16/2020	2020	717	0.015755498	11.296692
33	Merch & Farmers Bank	10/14/2016	1.3000	1.3000	\$ 245,000	\$ 236,854.49	10/23/2020	2020	754	0.015755498	11.8796454
34	Capital One	10/20/2016	1.5000	1.5000	\$ 245,000	\$ 236,852.42	10/23/2020	2020	757	0.015755498	11.9269119
35	Landmark Commercial Bank	10/14/2016	1.4000	1.4000	\$ 245,000	\$ 236,859.11	11/10/2020	2020	772	0.015755498	12.1632444
36	Mutual One Bank	10/14/2016	1.4000	1.4000	\$ 245,000	\$ 236,084.21	1/4/2021	2021	827	0.015755498	13.0297968
37	40434AP45 HSBC Bank	3/10/2016	1.3000	1.3000	\$ 245,000	\$ 243,927.39	3/10/2021	2021	892	0.015755498	14.0539041
38	Synchrony Bank	4/15/2016	1.5000	1.5000	\$ 245,000	\$ 237,434.65	4/15/2021	2021	926	0.015755498	14.8211021
39	Frontier Bank	4/29/2016	1.1500	1.1500	\$ 245,000	\$ 237,008.35	4/29/2021	2021	942	0.015755498	14.841879
40	Capital One	5/4/2016	1.6000	1.6000	\$ 245,000	\$ 236,990.95	5/4/2021	2021	947	0.015755498	14.9204565
41	Private Bank & Trust	5/6/2016	1.5000	1.5000	\$ 245,000	\$ 237,256.78	5/6/2021	2021	949	0.015755498	14.9519675
42	Apex Bank	5/11/2016	1.4000	1.4000	\$ 245,000	\$ 235,038.06	5/11/2021	2021	954	0.015755498	15.030745
43	Community Bank	6/15/2016	1.5500	1.5500	\$ 245,000	\$ 235,855.13	6/15/2021	2021	989	0.015755498	15.5821874
44	Bank of New England	6/17/2016	1.4000	1.4000	\$ 245,000	\$ 235,812.01	6/17/2021	2021	991	0.015755498	15.6139894
45	First Credit Bank	6/29/2016	1.0000	1.0000	\$ 245,000	\$ 238,166.22	6/29/2021	2021	1003	0.015755498	15.8027644
46	Sawyer Savings Bank	6/29/2016	1.0000	1.0000	\$ 245,000	\$ 238,134.37	6/29/2021	2021	1003	0.015755498	15.8027644
47	Discover Bank	8/10/2016	1.5000	1.5000	\$ 245,000	\$ 234,548.06	8/10/2021	2021	1045	0.015755498	16.4644953
48	First Oklahoma Bank	8/12/2016	1.4000	1.4000	\$ 245,000	\$ 234,218.53	8/12/2021	2021	1047	0.015755498	16.4960063
49	International Bank	8/19/2016	1.3500	1.3500	\$ 245,000	\$ 234,183.50	8/19/2021	2021	1054	0.015755498	16.6062948
50	Live Oak Banking Company	8/19/2016	1.4000	1.4000	\$ 245,000	\$ 234,119.80	8/19/2021	2021	1054	0.015755498	16.6062948
51	Beneficial Bank	9/12/2016	1.5000	1.5000	\$ 245,000	\$ 233,938.25	9/13/2021	2021	1079	0.015755498	17.0001822
52	Commercial Bank	9/16/2016	1.4000	1.4000	\$ 245,000	\$ 233,305.74	9/16/2021	2021	1082	0.015755498	17.0474487
53	FirstBank Puerto Rico	10/7/2016	1.6000	1.6000	\$ 245,000	\$ 234,403.26	10/24/2021	2021	1120	0.015755498	17.6461577
54	Continental Bank	11/30/2016	1.5000	1.5000	\$ 245,000	\$ 236,918.43	12/21/2021	2021	1178	0.015755498	18.5599765
55	Texas Exchange Bank	2/21/2017	2.1000	2.1700	\$ 245,000	\$ 237,196.51	1/13/2022	2022	1201	0.015755498	18.9223353
56	Ottawa Sav. Bank	1/11/2018	2.2500	2.2500	\$ 245,000	\$ 238,284.80	1/19/2022	2022	1207	0.015755498	19.016886
57	Morton Comm Bank	1/11/2018	2.2500	2.2500	\$ 245,000	\$ 238,284.80	1/19/2022	2022	1207	0.015755498	19.016886
58	BankNewport	2/28/2017	2.0000	2.0000	\$ 245,000	\$ 235,985.72	2/28/2022	2022	1247	0.015755498	19.6471059
59	CIBM Bank	3/1/2017	2.1000	2.1000	\$ 245,000	\$ 236,766.38	3/1/2022	2022	1248	0.015755498	19.6628614
60	United Community Bank	3/1/2017	2.0500	2.0500	\$ 100,000	\$ 96,492.60	3/1/2022	2022	1248	0.006430815	8.0256771
61	East Boston Svgs Bk MA	9/28/2017	2.0000	2.0000	\$ 245,000	\$ 235,706.42	3/28/2022	2022	1275	0.015755498	20.0882598
62	63336EM3 Natl Bk of Comm	1/11/2018	2.0500	2.1578	\$ 144,000	\$ 138,672.29	4/18/2022	2022	1296	0.009280374	12.0014551
63	63336EM3 Natl Bk of Comm	1/11/2018	2.0500	2.1826	\$ 106,000	\$ 102,076.21	5/5/2022	2022	1296	0.006816664	8.83439706
64	90983VWBK6 United Community Bank	1/11/2018	2.0000	2.2045	\$ 240,000	\$ 230,555.28	6/22/2022	2022	1313	0.015433957	20.2647875
65	Commerce Bank	9/22/2017	2.0000	2.0000	\$ 245,000	\$ 234,882.48	6/22/2022	2022	1361	0.015755498	21.4432326
66	Triad Bank	1/11/2018	2.3000	2.3000	\$ 245,000	\$ 237,241.34	7/19/2022	2022	1388	0.015755498	21.8686311
67	TIAA FSB Jacksonville FL	9/20/2017	2.2000	2.2000	\$ 129,000	\$ 124,204.68	9/14/2022	2022	1445	0.008295752	11.9873616

		Average Weighted Maturity			
<b>TOTAL LCNB BROKED CD'S</b>	<b>\$ 15,546,167</b>	<b>1.474</b>	<b>\$ 15,550,127</b>	<b>\$ 15,193,818</b>	<b>Years 1.95 Days 711.79 6%</b>

# WARREN COUNTY

## LAM HOLDINGS

RJ by Swap

ID	Description	Settlement	COST	Coupon	Yield / YTM	PAR VALUE	MARKET VALUE	Maturity Date	Settlement Date	Days to Mat	LAM Port Wt	LAM WDMT
1	JJGXX R JP Morgan U.S. Government MM	Raymond James	\$ 15,469.24	0.8900	0.8900	\$ 15,469	\$ 103,848.29	10/1/2018	2018	1	0.000200275	0.00020028 5.573E-05
2	3136G2R90 R FNMA	Raymond James	\$ 499,500.00	1.0700	1.1070	\$ 500,000	\$ 499,560.20	10/29/2018	2018	29	0.006473345	0.18772701 0.0018014
3	3133EFC70 R FFCB	Raymond James	\$ 997,531.11	1.2050	1.2050	\$ 1,000,000	\$ 995,780.00	2/22/2019	2019	145	0.01294669	1.87727005 0.0036028
4	3134G9J24 R FHLMC	Raymond James	\$ 159,700.80	2.0000	1.5510	\$ 160,000	\$ 159,720.00	7/26/2019	2019	299	0.00207147	0.61936981 0.0005764
5	3134G9J24 R FHLMC	Raymond James	\$ 973,781.25	2.0000	1.5510	\$ 975,000	\$ 973,293.75	7/26/2019	2019	299	0.012623023	3.77428381 0.0035127
6	3133EGAW5 R FFCB	Raymond James	\$ 996,693.61	1.2500	1.3540	\$ 1,000,000	\$ 988,490.00	8/19/2019	2019	323	0.01294669	4.18178088 0.0036028
7	3133EC7J7 R FFCB	Raymond James	\$ 997,561.94	1.3300	1.3930	\$ 1,000,000	\$ 987,630.00	9/18/2019	2019	328	0.01294669	4.57018158 0.0036028
8	3134G4HR8 R FHLMC	Raymond James	\$ 499,500.00	1.7500	1.5990	\$ 500,000	\$ 497,825.00	9/23/2019	2019	353	0.01294669	2.28412183 0.0032245
9	3130A9MFS R FHLMB	Raymond James	\$ 894,496.56	1.1250	1.1446	\$ 895,000	\$ 881,315.45	10/3/2019	2019	368	0.015872283	1.95352606 0.004231
10	313380X70 R FHLMB	Raymond James	\$ 394,529.29	1.3400	1.3760	\$ 395,000	\$ 389,545.05	10/17/2019	2019	382	0.005113843	1.85352606 0.004231
11	313380Z75 R FHLB	Raymond James	\$ 75,196.98	1.3700	0.7440	\$ 73,529	\$ 72,417.65	10/21/2019	2019	389	0.000951962	0.3703134 0.0002649
12	3130A9VG3 R FHLB	Raymond James	\$ 455,000.00	1.2000	1.2000	\$ 455,000	\$ 447,064.80	11/1/2019	2019	397	0.005808744	2.33862535 0.0016393
13	3136G3Z40 R FNMA	Raymond James	\$ 344,471.00	1.2000	1.2480	\$ 345,000	\$ 338,976.30	11/22/2019	2019	418	0.004466808	1.86724107 0.001243
14	3134GAHU1 R FHLMC	Raymond James	\$ 499,625.00	1.3000	1.3240	\$ 500,000	\$ 491,220.00	12/27/2019	2019	453	0.006473345	2.93242529 0.0018014
15	3134G96K8 R FHLMC	Raymond James	\$ 499,625.00	1.3500	1.3690	\$ 500,000	\$ 488,500.00	5/8/2020	2020	606	0.006473345	3.82984701 0.0018014
16	3130AEEK2 R FHLB	Raymond James	\$ 989,911.67	2.4700	2.9956	\$ 1,000,000	\$ 994,620.00	6/28/2020	2020	621	0.01294669	8.03894551 0.0036028
17	3136G3Y9E R FNMA	Raymond James	\$ 715,000.00	1.2500	1.4810	\$ 715,000	\$ 703,481.35	7/27/2020	2020	666	0.009256883	6.18508432 0.002576
18	3136G4GD9 R FNMA	Raymond James	\$ 755,000.00	1.3000	1.3000	\$ 755,000	\$ 735,226.55	7/27/2020	2020	667	0.00974751	6.5197589 0.0027201
19	3136GANZ2 R FNMA	Raymond James	\$ 49,348.92	1.7000	2.2749	\$ 50,000	\$ 49,033.00	8/10/2020	2020	680	0.000647335	0.44018746 0.0001801
20	3133EGSA4 R FFCB	Raymond James	\$ 799,765.33	1.3200	1.3278	\$ 800,000	\$ 777,784.00	8/24/2020	2020	694	0.010357352	7.18800203 0.0026822
21	3133EGLG8 R FFCB	Raymond James	\$ 998,500.00	1.3700	1.4070	\$ 1,000,000	\$ 971,020.00	10/13/2020	2020	744	0.01294669	6.93233738 0.0036028
22	3136G3XP5 R FNMA	Raymond James	\$ 998,500.00	1.2000	1.2370	\$ 1,000,000	\$ 968,190.00	10/20/2020	2020	751	0.01294669	9.7229641 0.0036028
23	3133EGC29 R FFCB	Raymond James	\$ 499,050.00	1.3500	1.3990	\$ 500,000	\$ 484,890.00	11/2/2020	2020	764	0.006473345	4.94563559 0.0018014
24	3133EGC29 R FFCB	Raymond James	\$ 499,393.75	1.3500	1.3812	\$ 500,000	\$ 484,890.00	11/2/2020	2020	764	0.006473345	4.94563559 0.0018014
25	3133EG5L5 R FNMA	Raymond James	\$ 997,000.00	1.2500	1.3230	\$ 1,000,000	\$ 966,050.00	12/23/2020	2020	815	0.01294669	10.5515524 0.0036028
26	3136G3Z21 R FNMA	Raymond James	\$ 249,375.00	1.7500	1.3740	\$ 250,000	\$ 246,105.00	2/20/2021	2021	880	0.003236673	2.84827131 0.0009007
27	3130A7H24 R FHLB	Raymond James	\$ 995,500.00	1.2500	3.1130	\$ 1,000,000	\$ 979,800.00	3/30/2021	2021	912	0.01294669	11.8073813 0.0036028
28	3136G3JY2 R FNMA	Raymond James	\$ 499,979.17	1.5000	1.5420	\$ 500,000	\$ 483,335.00	4/28/2021	2021	941	0.006473345	6.09141766 0.0018014
29	3134G9K82 R FHLMC	Raymond James	\$ 2,494,375.00	1.7500	1.9780	\$ 2,500,000	\$ 2,447,825.00	6/9/2021	2021	983	0.032366725	31.8164907 0.0090907
30	3134G9VX2 R FHLMC	Raymond James	\$ 997,250.00	1.2500	2.0460	\$ 1,000,000	\$ 976,350.00	6/30/2021	2021	1004	0.01294669	12.9984768 0.0036028
31	3136G3XF7 R FNMA	Raymond James	\$ 996,500.00	1.2500	1.3230	\$ 1,000,000	\$ 952,870.00	7/27/2021	2021	1031	0.01294669	13.3480374 0.0036028
32	3136G3X26 R FNMA	Raymond James	\$ 1,218,170.00	1.5000	1.5130	\$ 1,220,000	\$ 1,165,746.60	8/24/2021	2021	1059	0.015794962	16.7288864 0.0043954
33	3134GAH98 R FHLMC	Raymond James	\$ 299,400.00	1.7500	2.3270	\$ 300,000	\$ 287,264.00	1/23/2022	2022	1215	0.003884007	4.71908851 0.001808
34	3130ABV45 R FHLB	Raymond James	\$ 1,007,600.00	2.2000	2.1018	\$ 1,000,000	\$ 987,180.00	4/11/2022	2022	1289	0.01294669	16.8882834 0.0036028
35	3134G4BUP5 R FHLMC	Raymond James	\$ 1,002,232.64	1.7500	2.5100	\$ 1,000,000	\$ 991,250.00	8/29/2022	2022	1368	0.01294669	17.7110172 0.0036028
36	3133EHHV3 R FFCB	Raymond James	\$ 999,400.00	2.0800	2.0927	\$ 1,000,000	\$ 962,360.00	8/17/2022	2022	1417	0.01294669	18.3454596 0.0036028
37	3130ACMCS5 R FHLB	Raymond James	\$ 999,600.00	2.0000	2.6764	\$ 1,000,000	\$ 981,470.00	11/9/2022	2022	1501	0.01294669	19.4329817 0.0036028
38	3133EHTK9 R FFCB	Raymond James	\$ 1,005,758.33	2.2200	2.2210	\$ 1,000,000	\$ 966,350.00	11/25/2022	2022	1517	0.01294669	19.6401288 0.0036028
39	3134G5FB6 R FHLMC	Raymond James	\$ 377,625.00	3.0000	3.0217	\$ 375,000	\$ 370,698.75	3/7/2023	2023	1619	0.004855009	7.86025918 0.001351
40	3134GSKY0 R FHLMC	Raymond James	\$ 1,285,000.00	3.2000	3.2000	\$ 1,285,000	\$ 1,280,361.15	5/15/2023	2023	1688	0.016636497	28.0824064 0.0046296
41												
42												
43												
44												
45												
46	F First Financial Cash Sweep	First Financial	\$ 160,210.16	1.7200	1.7200	\$ 160,210	\$ 160,210.16	10/1/2018	2018	1	0.002074191	0.00207419 0.0005772
47	BGSXX F Northern Institutional Govt. Select	First Financial	\$ 594,829.00	0.0100	0.0100	\$ 594,829	\$ 594,829.00	10/1/2018	2018	1	0.007701062	0.00770106 0.002143
48	F Cash and MMTK	First Financial	\$ 672,231.85	1.8100	1.8100	\$ 672,232	\$ 672,231.85	10/1/2018	2018	1	0.006703177	0.00870318 0.0022419
49	3135G0E58 F FNMA	First Financial	\$ 249,912.50	1.1250	1.1370	\$ 250,000	\$ 249,867.50	10/19/2018	2018	19	0.003236673	0.06149678 0.0009007
50	3135G0G72 F FNMA	First Financial	\$ 499,015.00	1.1250	1.1910	\$ 500,000	\$ 498,870.00	12/14/2018	2018	75	0.006473345	0.48550088 0.0018014
51	3137EADZ9 F FHLMC	First Financial	\$ 504,375.00	1.1250	0.7990	\$ 500,000	\$ 496,465.00	4/15/2019	2019	197	0.006473345	1.27524897 0.0018014
52	3133EA6M3 F FFCB	First Financial	\$ 505,370.00	1.2200	0.8260	\$ 500,000	\$ 496,385.00	4/30/2019	2019	212	0.006473345	1.37234914 0.0018014
53	3134G3JMS F FHLMC	First Financial	\$ 515,815.00	2.0000	0.9304	\$ 500,000	\$ 497,570.00	7/30/2019	2019	303	0.006473345	1.96142354 0.0018014
54	3136G4EL3 F FNMA	First Financial	\$ 738,712.50	1.1250	2.0041	\$ 750,000	\$ 738,375.00	10/11/2019	2019	376	0.009710018	6.35096659 0.0027021
55	3135G0R39 F FNMA	First Financial	\$ 740,467.50	1.0000	1.6590	\$ 750,000	\$ 738,867.50	10/24/2019	2019	389	0.009710018	3.77719682 0.0027021
56	3130A9VB8 F FHLB	First Financial	\$ 247,855.00	1.1500	1.5800	\$ 250,000	\$ 245,410.00	11/15/2019	2019	411	0.003236673	1.3302724 0.0009007
57	313381J55 F FHLB	First Financial	\$ 250,877.50	1.5000	1.3613	\$ 250,000	\$ 246,285.00	12/19/2019	2019	445	0.003236673	1.44031927 0.0009007
58	313378J77 F FFCB	First Financial	\$ 252,660.00	1.8750	1.4851	\$ 250,000	\$ 246,690.00	3/13/2020	2020	530	0.003236673	1.71543643 0.0009007
59	3133EHQJ5 F FFCB	First Financial	\$ 499,375.00	1.6250	1.6713	\$ 500,000	\$ 489,785.00	7/6/2020	2020	645	0.006473345	4.17530753 0.0018014
60	3134G9BNS F FHLMC	First Financial	\$ 501,640.00	1.7500	1.6434	\$ 500,000	\$ 490,200.00	8/28/2020	2020	698	0.006473345	4.51839482 0.0018014
61	313380WG8 F FHLB	First Financial	\$ 506,000.00	1.3750	1.0640	\$ 500,000	\$ 486,210.00	9/11/2020	2020	712	0.006473345	4.80902165 0.0018014
62	3134G82A9 F FHLMC	First Financial	\$ 479,625.00	1.8750	1.8922	\$ 475,000	\$ 460,000.00	11/27/2020	2020	789	0.009710018	7.86120382 0.0027021
63	3134G46F0 F FHLMC	First Financial	\$ 244,765.00	1.7500	2.6900	\$ 250,000	\$ 243,532.50	12/23/2020	2020	803	0.003236673	2.59904802 0.0009007
64	3133G0H55 F FNMA	First Financial	\$ 253,125.00	1.8750	1.5178	\$ 250,000	\$ 243,620.00	3/12/2021	2021	789	0.009710018	7.86120382 0.0027021
65	313382K69 F FHLB	First Financial	\$ 251,575.00	1.7500	1.5756	\$ 250,000	\$ 243,422.50	3/12/2021	2021	800	0.003236673	2.85407146 0.0009007
66	3135G0N82 F FNMA	First Financial	\$ 501,250.00	1.2500	1.1971	\$ 500,000	\$ 477,620.00	8/17/2021	2021	852	0.006473345	6.3095895 0.0018014
67	3134G5C8P F FHLMC	First Financial	\$ 496,498.51									

ID	Description	Issuer	Maturity Date	Cost	Coupon	Yield	PAR VALUE	MARKET VALUE	Maturity Date	Settlement Date	Days to Mat	CD Port Wt	GD WDTM	Other
119														
120														
121														
122	First Am Govt	U US Bank MMkt												
123	3133EFD95	U FFCB	2/23/2016	\$ 247,491	1.7500	1.7500	\$ 247,491	\$ 247,490.88	10/1/2018	2018	1	0.003204188	0.00320419	0.0008917
124	3133EGG58	U FFCB	7/15/2016	\$ 750,000.00	1.1500	1.1500	\$ 750,000	\$ 748,935.00	11/23/2018	2018	54	0.009710018	0.52434095	0.0027021
125	3133EHR1	U FFCB	12/28/2017	\$ 1,030,000.00	2.1200	2.1200	\$ 1,022,213	\$ 1,020,019.30	6/27/2019	2019	270	0.013234277	3.57325491	0.0036828
126	3134GAZU1	U FHLMC	11/15/2016	\$ 1,000,000.00	1.2000	1.2000	\$ 1,000,000	\$ 997,870.00	12/14/2018	2018	729	0.01294669	9.43813703	0.0036028
127	3134GAQT4	U FHLMC		\$ 1,000,000	1.0000	1.0000	\$ 1,000,000	\$ 996,110.00	1/17/2019	2019	75	0.01294669	9.97100175	0.0036028
128	3134G9B97	U FHLMC	6/29/2016	\$ 1,000,000.00	1.0000	1.0000	\$ 1,000,000	\$ 993,080.00	3/29/2019	2019	109	0.01294669	1.41118921	0.0036028
129	3134G8Z25	U FHLMC	4/28/2016	\$ 700,000.00	1.1250	1.1250	\$ 700,000	\$ 694,533.00	4/28/2019	2019	180	0.01294669	2.3304042	0.0036028
130	3134GAYY4	U FHLMC	12/30/2016	\$ 750,000.00	1.5000	1.5000	\$ 750,000	\$ 738,547.50	12/30/2019	2019	208	0.009026283	1.88503807	0.0025219
131	3134GBXT4	U FHLMC	7/27/2017	\$ 1,000,000.00	1.7000	1.7000	\$ 1,000,000.00	\$ 979,110.00	7/27/2020	2020	456	0.009710018	4.42776799	0.0027021
132	3134GBYR7	U FHLMC	7/27/2017	\$ 1,000,000.00	1.7500	1.7500	\$ 1,000,000.00	\$ 980,980.00	7/27/2020	2020	666	0.01294669	8.62249556	0.0036028
133	3134GBE40	U FHLMC	9/27/2017	\$ 997,750.00	1.7000	1.7735	\$ 1,000,000	\$ 975,780.00	11/27/2020	2020	666	0.01294669	8.62249556	0.0036028
134	3134GBMQ2	U FHLMC	5/24/2017	\$ 1,000,000.00	2.0000	2.0000	\$ 1,000,000.00	\$ 974,000.00	5/24/2021	2021	967	0.01294669	12.5194934	0.0036028
135	3136G2R66	U FNMA		\$ 800,000.00	1.1500	1.1500	\$ 800,000	\$ 798,856.00	11/19/2018	2018	50	0.010357352	0.5178676	0.0028822
136	3136G2ZF7	U FNMA	2/26/2016	\$ 1,000,000.00	1.2000	1.2000	\$ 1,000,000	\$ 995,600.00	2/26/2019	2019	149	0.01294669	1.92905681	0.0036028
137	3136G3WS0	U FNMA	6/30/2016	\$ 1,000,000.00	1.0000	1.0000	\$ 1,000,000	\$ 988,740.00	6/28/2019	2019	271	0.01294669	3.508553	0.0036028
138	3136G3TB1	U FNMA	6/28/2016	\$ 1,750,000.00	1.1000	1.1000	\$ 1,750,000	\$ 1,731,572.50	6/28/2019	2019	271	0.022856708	6.19996775	0.0063049
139	3136G3VN2	U FNMA	7/19/2016	\$ 750,000.00	1.2500	1.2500	\$ 750,000	\$ 742,117.50	7/19/2019	2019	292	0.009710018	2.83532512	0.0027021
140	3136G3U60	U FNMA	8/23/2016	\$ 1,000,000.00	1.2500	1.2500	\$ 1,000,000	\$ 988,110.00	8/23/2019	2019	327	0.01294669	4.23356764	0.0036028
141	3136G4AR4	U FNMA	9/30/2016	\$ 1,000,000.00	1.2500	1.2500	\$ 1,000,000	\$ 986,300.00	9/30/2019	2019	365	0.01294669	4.72554186	0.0036028
142	3136G4FE8	U FNMA	10/28/2016	\$ 1,000,000.00	1.2000	1.2000	\$ 1,000,000	\$ 984,450.00	10/28/2019	2019	393	0.01294669	5.08804918	0.0036028
143	3134GSWW1	U FHLMC	8/28/2018	\$ 1,000,000.00	3.0000	3.0000	\$ 1,000,000	\$ 995,620.00	3/18/2022	2022	1265	0.01294669	16.3775629	0.0036028
144														
145														

				Average Weighted Maturity			
TOTAL LAM HOLDINGS	AVG WTD YLD			Years	Days		
\$ 77,109,085	1.720	\$ 77,239,819	\$ 76,047,950	1.82	665.13		28%

**OTHER**

ID	Description	MS	Maturity Date	COST	Coupon	Yield	PAR VALUE	MARKET VALUE	Maturity Date	Settlement Date	Days to Mat	CD Port Wt	GD WDTM	Other
1	912828F39	US TREASURY NOTE	9/19/2018	\$ 4,957,335.90	1.7500	2.5960	\$ 5,000,000	\$ 4,955,100	9/30/2019	2019	365	0.714285714	260.714286	0.0180139
2														0
3														0
4														0
5														0
6														0
7														0

**BANK CD'S**

ID	Description	Settlement Date	COST	Coupon	Yield	PAR VALUE	MARKET VALUE	Maturity Date	Settlement Date	Days to Mat	CD Port Wt	GD WDTM	Other
1	51201764	1ST NATIONAL BANK	\$ 2,000,000	1.5400	1.5000	\$ 2,000,000	\$ 2,000,000.00	11/8/2018	2018	39	0.285714286	11.1428571	0.0072055
2	51201790	1ST NATIONAL BANK	\$ 2,000,000	1.5400	1.5500	\$ 2,000,000	\$ 2,000,000.00	11/30/2018	2018	61	0.285714286	17.4285714	0.0072055
3	51201777	1ST NATIONAL BANK	\$ 2,000,000	1.5400	1.5000	\$ 2,000,000	\$ 2,000,000.00	11/30/2018	2018	61	0.285714286	17.4285714	0.0072055
4	51201959	1ST NATIONAL BANK	\$ 1,000,000	2.4700	2.5000	\$ 1,000,000	\$ 1,000,000.00	7/20/2019	2019	293	0.142857143	41.8571429	0.0036028

					Average Weighted Maturity		
					Years	Days	
TOTAL BANK CD's	7,000,000.00	1.657	7,000,000.00	7,000,000.00	0.95	348.57	2.5%

STAR OHIO / STAR PLUS												
ID	Description	COST	Coupon	Yield	PAR VALUE	MARKET VALUE	Maturity Date	Settlement Date	Days to Mat	GO Port Wt	GO WDTM	
1 10341	STAR OHIO	\$ 17,568,788	2.1500	2.1500	\$ 17,568,788	\$ 17,568,788	10/1/2018	2018 8/16/2005	1	1	1	0.0632964
2 2709	STAR PLUS	\$ -	0.0000	0.0000	\$ -	\$ -	10/1/2018	2018 8/17/2005	1	0	0	0

					Average Weighted Maturity		
					Years	Days	
TOTAL STAR OHIO / STAR PLUS	17,568,788.23	2.15	17,568,788.23	17,568,788.23	0.003	1.00	6%

Various Purpose Special Assessment GO/REV Bonds												
ID	Description	COST	Coupon	Yield	PAR VALUE	MARKET VALUE	Maturity Date	Settlement Date	Days to Mat	STAR Port Wt	STAR WDTM	
1 R1-R20	SPASMT GO	\$ 95,001	4.1960	4.1960	\$ 95,001	\$ 95,001	12/1/2024	2024	2254	0.018565069	41.8456648	0.0003423
2 R1	SPASMT WATER GO	\$ 2,726	4.4000	4.4000	\$ 2,726	\$ 2,726	12/1/2025	2025	2619	0.000532714	1.39517837	9.82E-06
3 R1-UTICA	SPASMT WATER GO	\$ 33,403	4.4000	4.4000	\$ 33,403	\$ 33,403	12/1/2025	2025	2619	0.006527605	17.0957971	0.0001203
4 R-1 BELL	SPASMT Bellbrook & CHE GO	\$ 268,588	4.5000	4.5000	\$ 268,588	\$ 268,588	12/1/2033	2033	5541	0.052487391	290.832636	0.0009677
5 R1-R11 BERTH	SPASMT WATER IMP GO	\$ 22,692	2.9000	2.9000	\$ 22,692	\$ 22,692	12/1/2036	2036	6637	0.004434464	29.4315393	8.175E-05
6 R1-R11 122	SPASMT WATER IMP GO	\$ 395,970	2.5000	2.5000	\$ 395,970	\$ 395,970	12/1/2036	2036	6637	0.077380346	513.573356	0.0014266
7 IRW-SIM Prem	Premium - S.A. Sew Imp A GO	\$ 1,638	4.2100	4.2100	\$ 1,638	\$ 1,638	12/1/2037	2037	7002	0.00032016	2.24176055	5.902E-06
8 #1 IRWIN-SIM	SP ASMT Sewer Improve A GO	\$ 129,254	4.2100	4.2100	\$ 129,254	\$ 129,254	12/1/2037	2037	7002	0.025258868	176.862595	0.0004657
9 WC Port Auth 2	Dev Rev Bond	\$ 850,000	2.7500	2.7500	\$ 850,000	\$ 825,000	12/1/2021	2021	1158	0.168106761	192.351629	0.0030624
10 R-1 Bun Hill	Tax Increment Dist Rev	\$ 1,965,000	6.5000	6.5000	\$ 1,965,000	\$ 1,965,000	12/1/2035	2035	6271	0.383999747	2408.06241	0.0070795
11 PREM 18B	RACI REV BOND	\$ 42,918	3.2000	2.3600	\$ 42,918	\$ 42,918	12/1/2020	2020	793	0.008387043	6.65092512	0.0001546
12 WC PORT 18B	RACINO RDWAY REV BOND	\$ 1,310,000	3.2000	2.3600	\$ 1,310,000	\$ 1,310,000	12/1/2023	2023	1888	0.255999831	483.327682	0.0047196

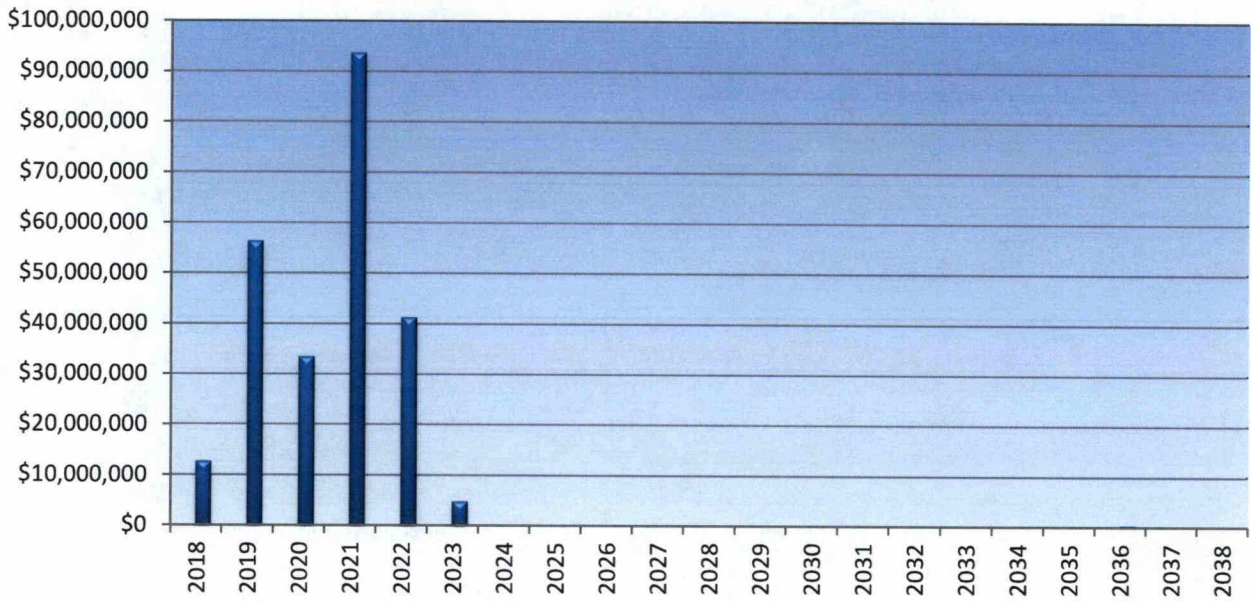
					Average Weighted Maturity		
					Years	Days	
TOTAL Various Purpose Special Assessment GO/REV Bonds	\$ 5,117,191	4.2359	\$ 5,117,191	\$ 5,092,191	11.41	4163.67	1.84%

TOTAL PAR VALUE	Total Portfolio	Yrs	2.24497
		Days	819.412
		AVG WTD YIELD	1.97026
\$ 277,563,926			

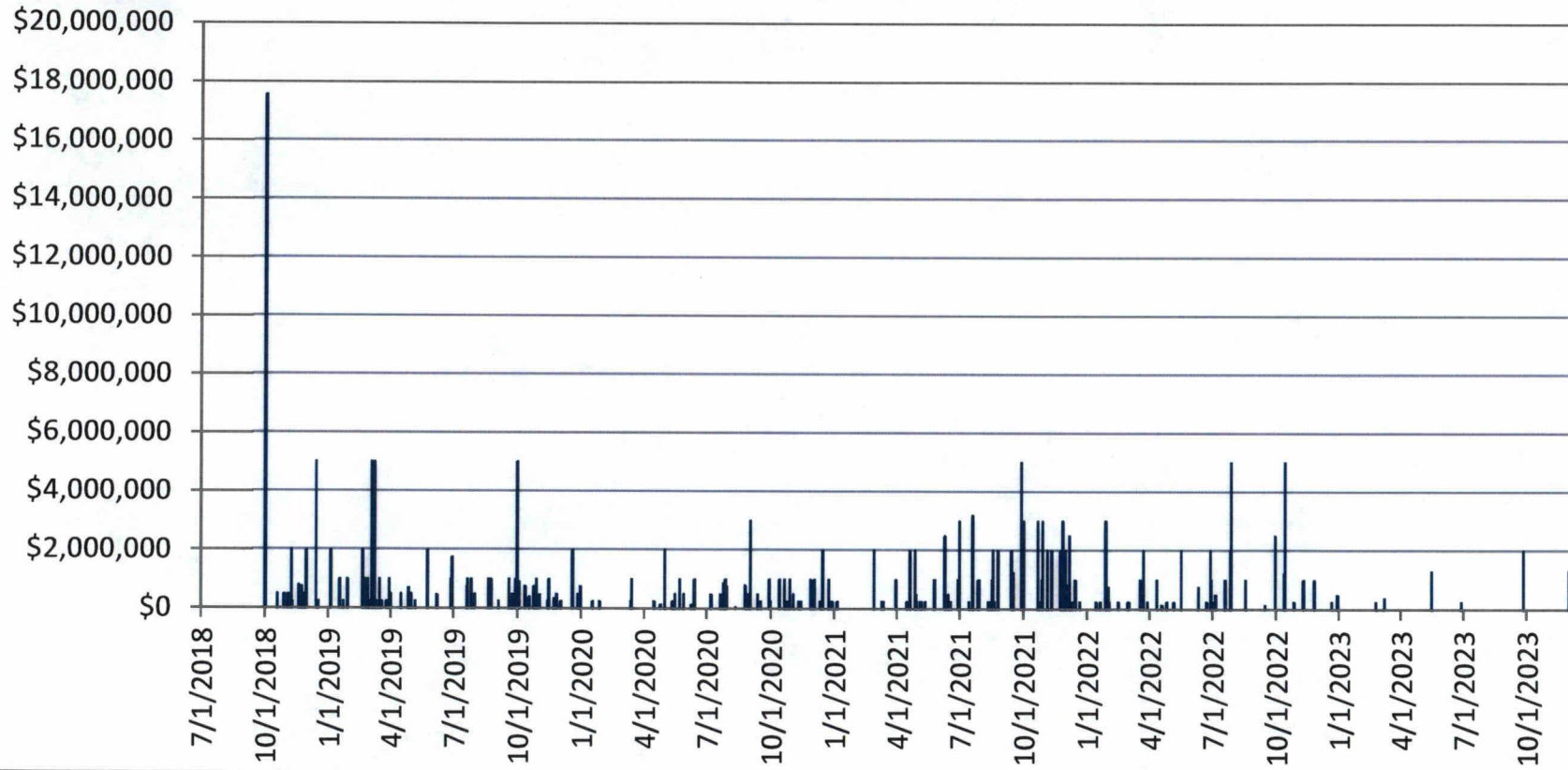
DATA SUMMARY	Individual Portfolio				Total Portfolio			
	Total	AWMY	AWMD	AWY	Portfolio Weight	AWMY	AWMD	AWY
TOTAL AGENCY SECURITIES	\$ 124,213,000	2.99	1092.76	2.003	44.75%	1.3398	489.0241	0.897
TOTAL CORPORATE BONDS / COMMERCIAL PAPER	\$ 25,875,000	0.44	162.07	2.393	9.32%	0.0414	15.10868	0.223
TOTAL LCNB BROKERED CD's	\$ 15,550,127	1.95	711.79	1.47	5.60%	0.1093	39.87703	0.083
TOTAL LAM HOLDINGS	\$ 77,239,819	1.82	665.13	1.720	27.83%	0.5071	185.0902	0.479
TOTAL BANK CD's	\$ 7,000,000	0.9550	348.57	1.6571	2.52%	0.0241	8.790768	0.042
TOTAL STAR OHIO / STAR PLUS	\$ 17,568,788	0.0027	1.00	2.1500	6.33%	0.0002	0.063296	0.1361
TOTAL Various Purpose Special Assessment GO/REV Bonds	\$ 5,117,191	11.4073	4163.7	4.2359	1.84%	0.2103	76.76178	0.078
	\$ 272,563,926				98%	2.2321	814.7159	1.937

The information and data contained in this report are from sources considered reliable, but their accuracy and completeness is not guaranteed. This report has been prepared for illustrative purposes only and is not intended to be used as a substitute for monthly transaction statements you receive on a regular basis from Morgan Stanley Smith Barney LLC. Please compare the data on this document carefully with your monthly statements to verify its accuracy. The Company strongly encourages you to consult with your own accountants or other advisors with respect to any tax questions.

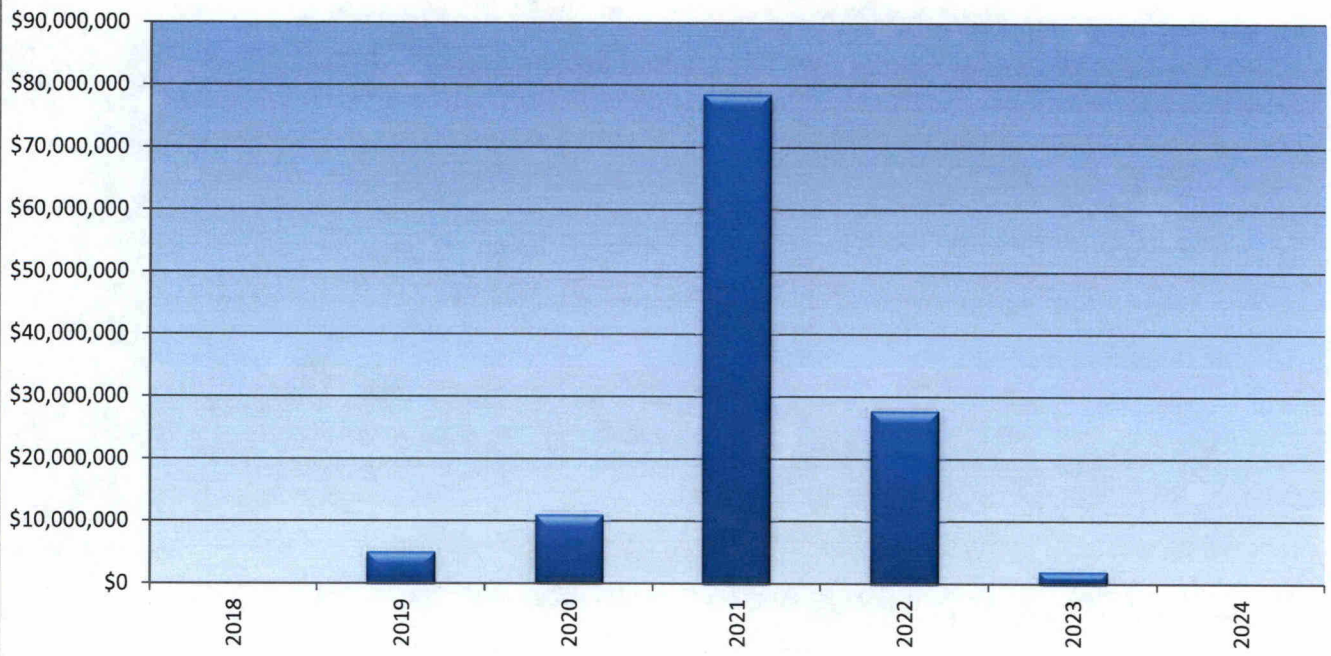
### Warren County Maturity Summary



# Warren County Total Maturity Detail

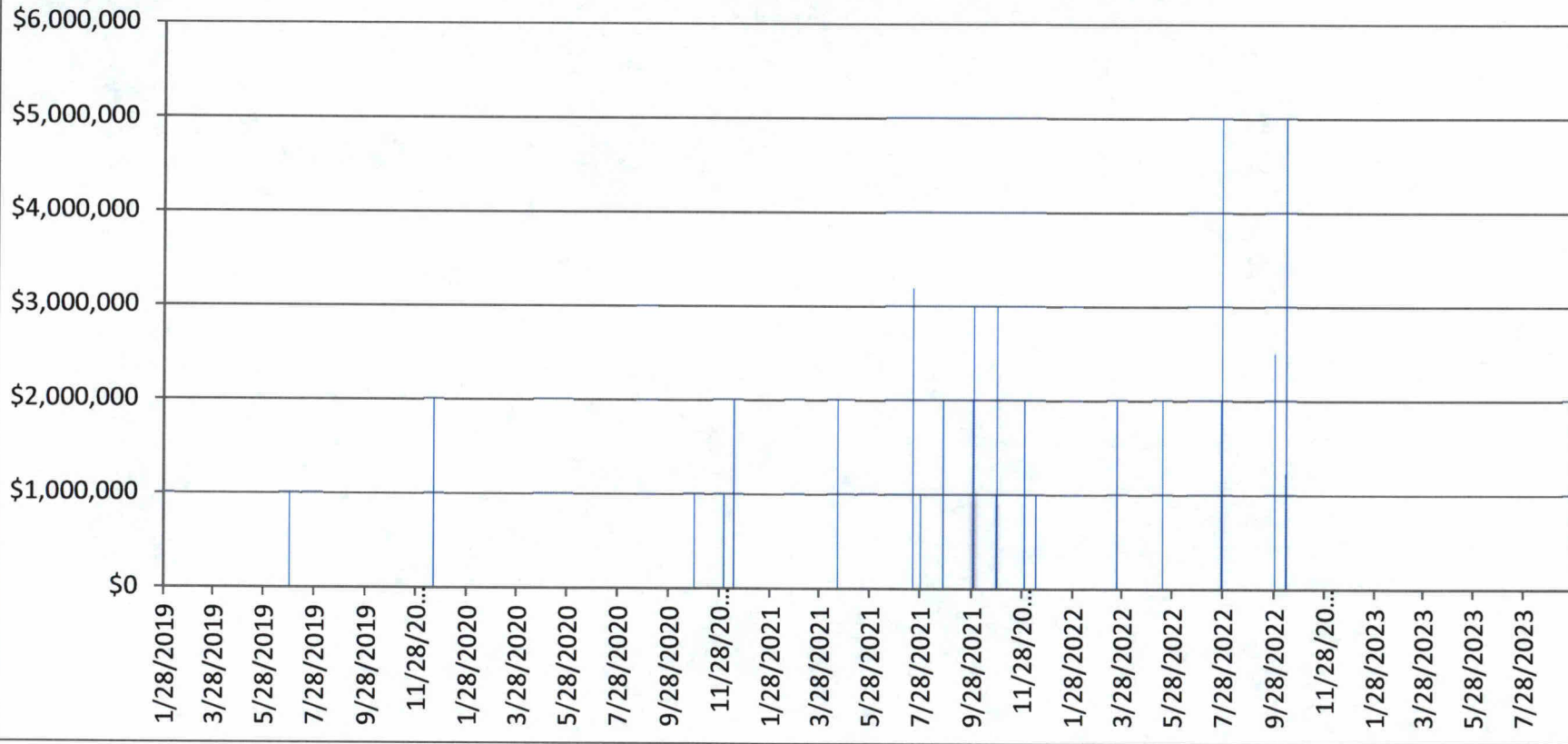


### Warren County Agency Maturity Summary

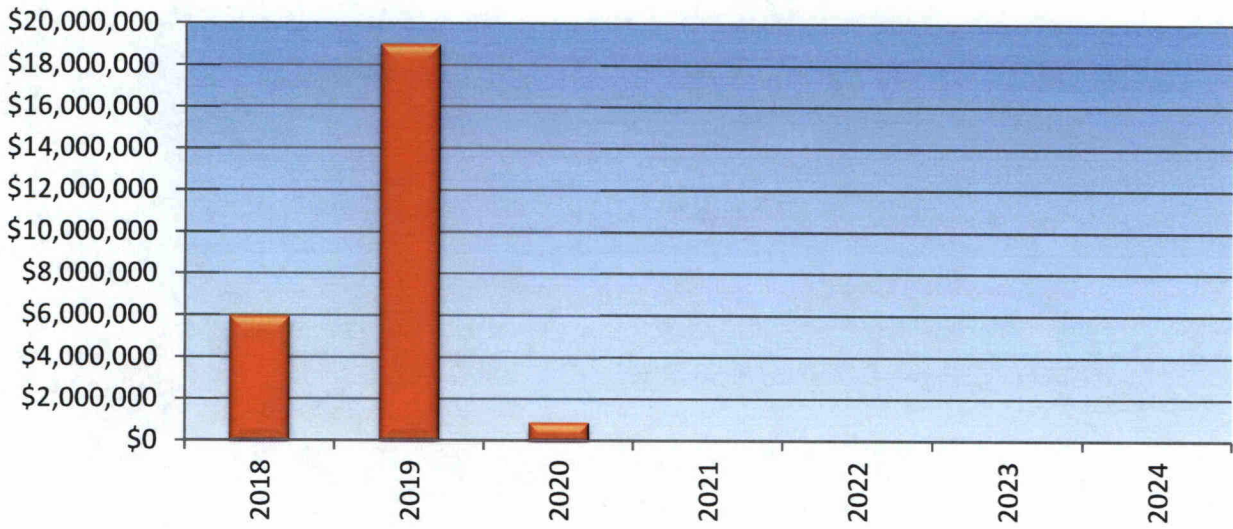




# Warren County Agency Maturity Detail

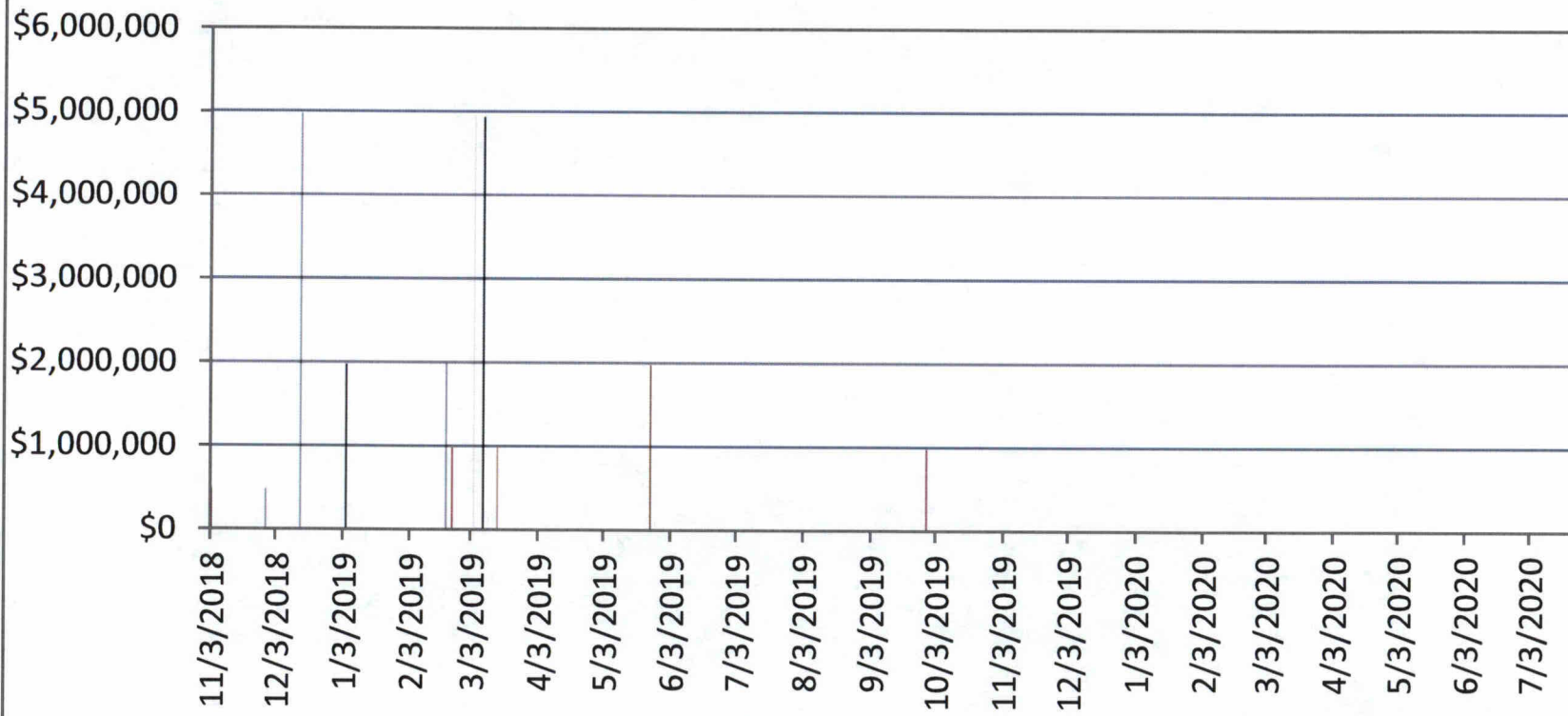


### Warren County Corporate Bonds / Commercial Paper Maturity Summary

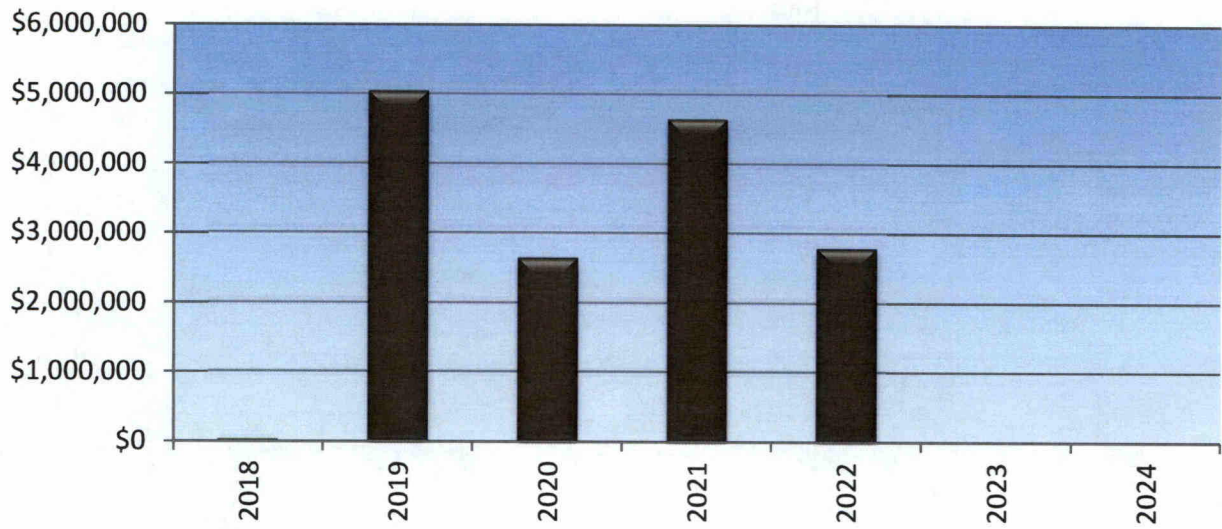


Morgan Stanley

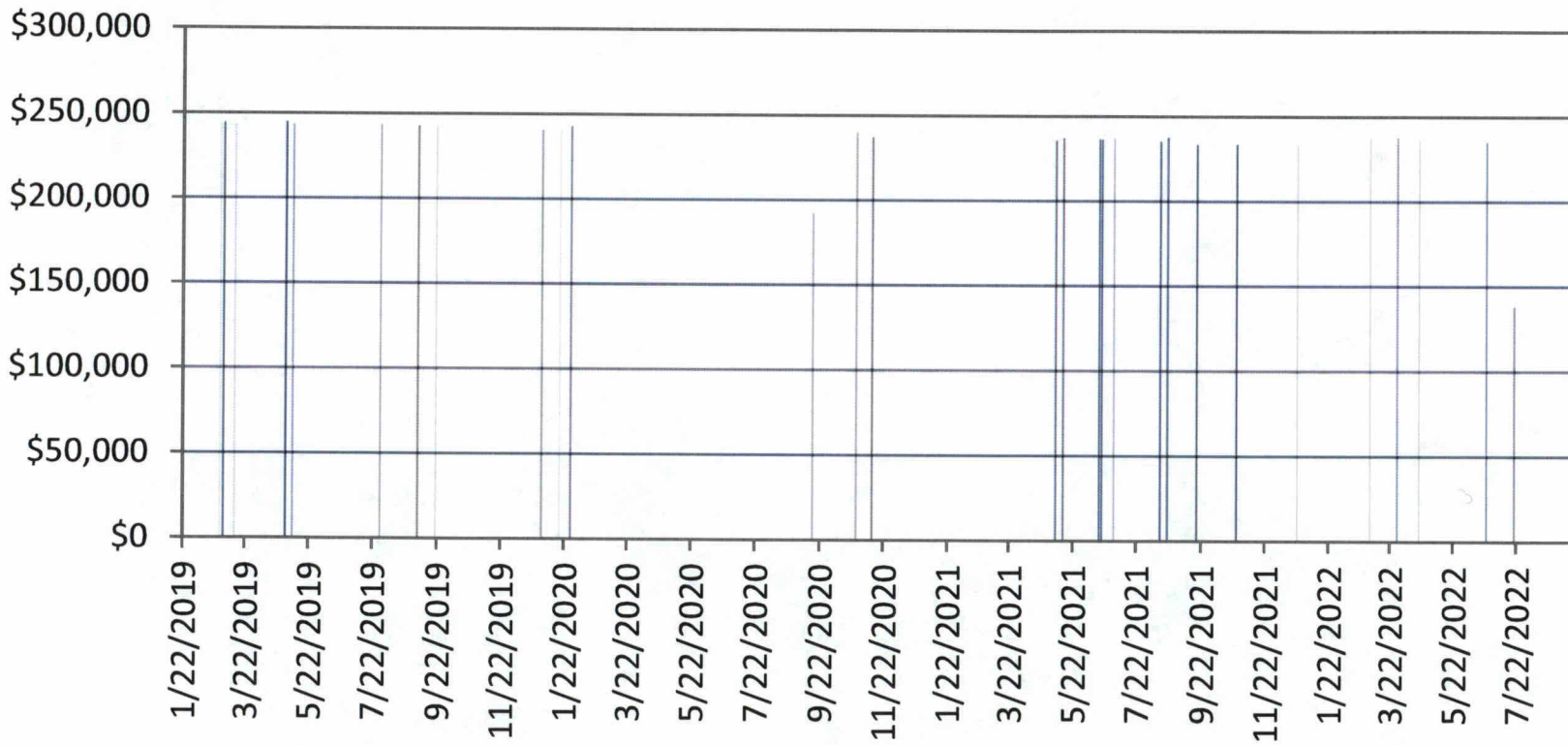
## Warren County Corporate Bonds / Commercial Paper Detail



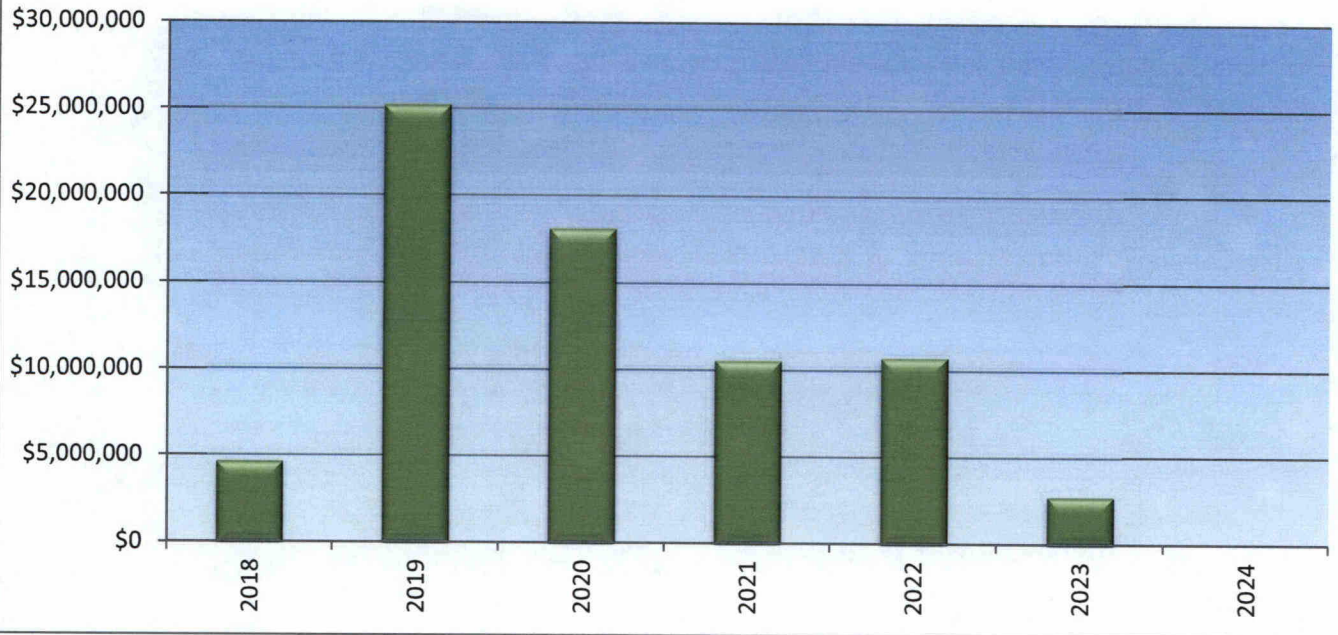
### Warren County Brokered CD's Maturity Summary



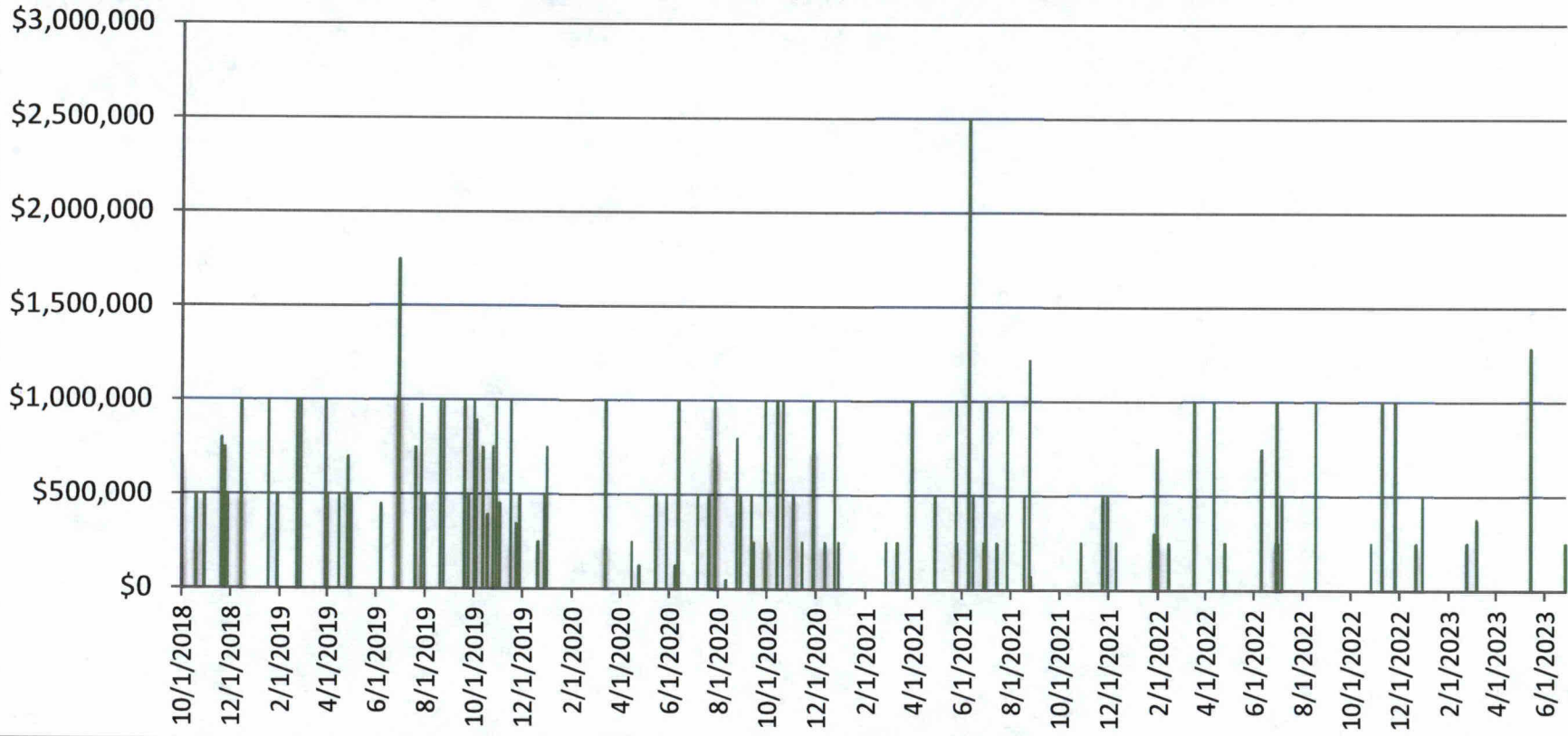
# Warren County Brokered CD's Maturity Detail



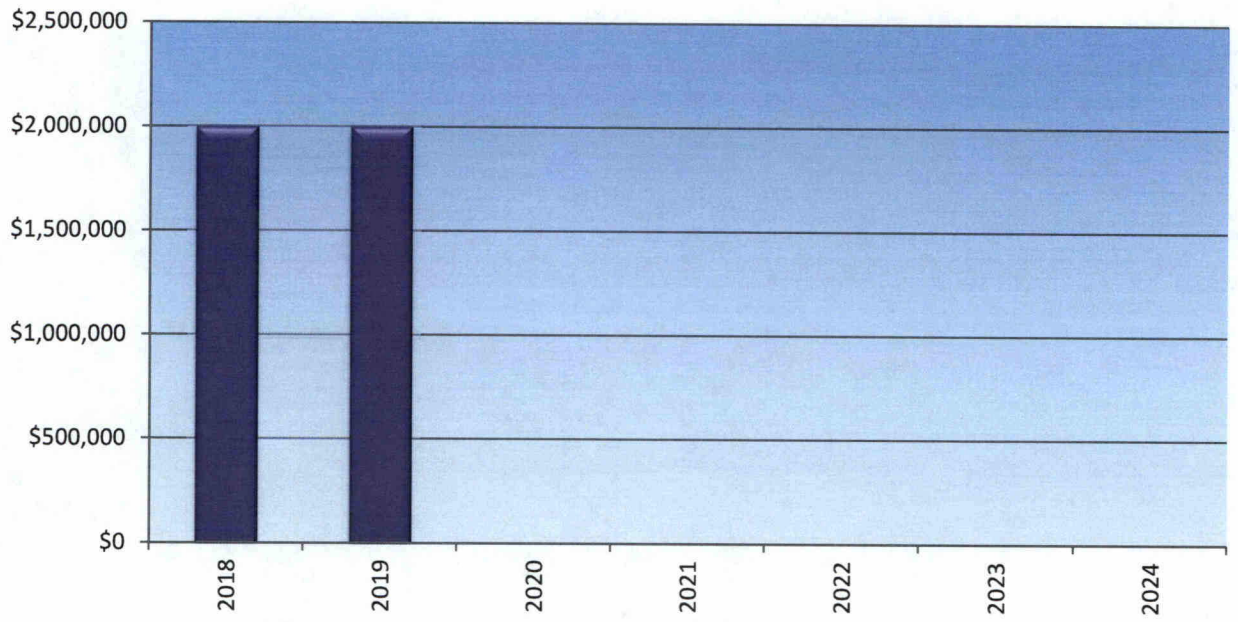
### LAM Holdings Maturity Summary



# LAM Holdings Maturity Detail

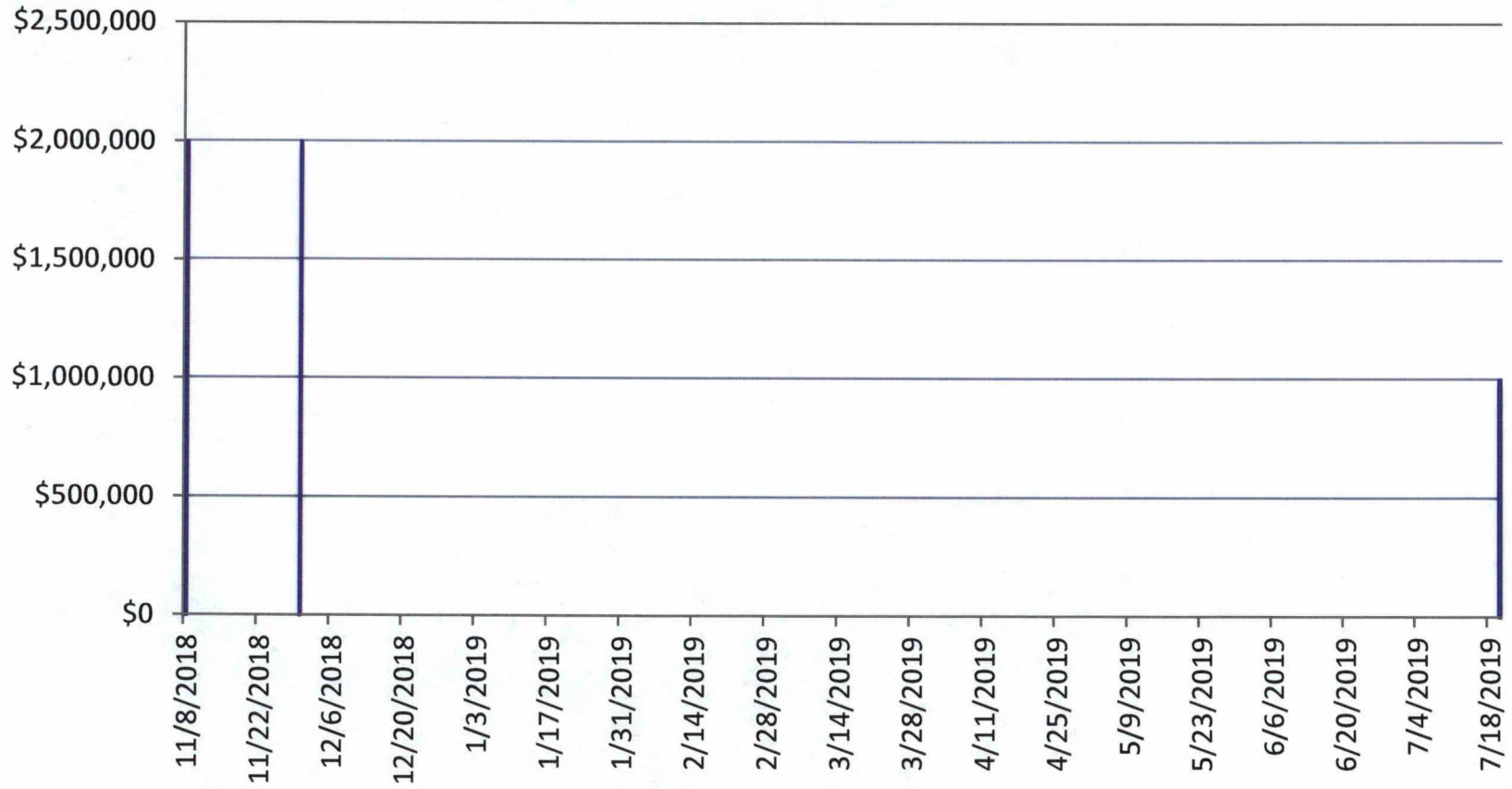


### BANK CD's Maturity Summary





# BANK CD's Maturity Detail



### WARREN COUNTY Holdings Summary by Allocation

